

**WLD (EU/UK)**  
TIG SERIES



**Welding Tools for the Professional**

## A Smart Approach

Parker Torchology is shaped by people with vision, a passion for improvement and a belief in delivering the very best Welding and Cutting Torch Range in the World.

We expect a great deal from our products, so we ask a lot of ourselves and our engineers.

Our mantra: **Innovation, Technology, Performance.**



## DNA

Design and Engineering excellence are at the core of everything we do.

Every torch we build is driven by our relentless pursuit of perfection.

## Premium Features

At Parker Torchology we do things differently, we strive to solve your problems with the perfect product to suit your needs. We create smart product features encased in cutting-edge design to ensure you always have the best tools to hand.





## **Production**


A fusion of precision production engineering, our bespoke processing techniques and a fanatical attention to detail ensures every welding torch we produce is worthy of the Parker Torchology name.

## **Testing, Testing, Testing**

It takes patience to develop a new product, it's a lot more than a great idea.

Product development is an iterative process, trying something over and over, changing one small variable at a time.

We build endless prototypes and test pieces that undergo months of rigorous testing. Only once a product has passed up to 88 different test procedures, with every single part tested separately do we consider our latest designs ready for market.






## Partners

Our customers and business partners play a vital role in our development. With the core aim to strive together, we work with end-users, distributors and academic institutions alike.

As a result we share fundamental values in order to succeed in our respective market places, supporting economic growth and collaborative opportunities with others.



## A Bright Future

Technology doesn't stand still, which is why we are constantly innovating to bring you the best products on the market.

Our strong vision and focused innovation strategy, not to mention our passion to revolutionize the industry, ensure that Parker Torchology is a byword for excellence.

**We Talk Torches**

## Contents

WLD Tig Range Features Focus	6
WLD Tig Range Overview and Ratings	8
<b>WLD Specification Information</b>	
Torch Body Options	10
Handles and Switches	12
Cable Assemblies	13
Cable Extensions and Adaptors	14
Switch Wire Plugs	16
Torch Package Configurator	17
<hr/>	
<b>Torch Range</b>	
<b>WP 9</b>	18
<b>WP 17</b>	20
<b>WP 26</b>	22
<b>WP 24W</b>	24
<b>WP 20</b>	26
<b>WP 18</b>	28
<b>WP 18SC</b>	30
<hr/>	
<b>Wear Parts</b>	
Collets	32
Collets Bodies	33
Gas Lens Bodies	35
Ceramics	36
<hr/>	
<b>Wear Parts Configuration Tables</b>	38
<b>Rear-End Spare Parts</b>	40

# WLD Tig Torch Range

## EUUK Termination

# Air and Liquid-Cooled

A comprehensive range of North American style standard Tig torches.

## Welding Tools for the Professional



100% Weldcraft® Compatibility Guaranteed

### Quality Wear Parts

Wear parts are manufactured to the same specifications as the original Weldcraft ensuring reliability, longevity and superior performance

An extensive range of wear part options includes:-

- Standard and stubby collets and collet bodies
- Standard and stubby gas lens series
- Large diameter gas lens series

### Handle Sets

- Traditional round handles offered with optional "snap on" or rubber switch retaining boots
- Industry standard bulbous crouzet style switches



### Torch bodies

Produced from premium grade silicon rubber for the highest possible performance levels

- Torch bodies available in standard, flexible, long flexible and special access options
- Flex neck coil elements developed with specific grade coppers for extended flex life

## Features Focus

### World Class Welding Performance



### Flexibility and Durability

A comprehensive range of single and 2 piece power cables, available "bare" or in SSW styles

Options include:-

- Mono
- 2 Piece
- PVC
- Rubber
- SSW

### Cable Terminations

A comprehensive range of termination to suit:-

- USA
- European
- British
- Dinse



### The Smart Way To Buy Welding and Cutting Tools





Model	WP 9	WP 17	WP26	WP 24W
<b>Technical Data</b>				
Cooling Method	Air-Cooled	Air-Cooled	Air-Cooled	Liquid-Cooled
Rating: DC	110A	135A	180A	180A
AC	80A	95A	125A	125A
Duty Cycle:	35%	35%	35%	60%
Electrode Size:	1.0-2.4	1.0-3.2	1.0-4.0	0.5-2.4
Minimum Water Flow	-	-	-	0.9 l/min
Minimum Water Inlet Pressure	-	-	-	2.0Bar
Minimum Cooling Requirements	-	-	-	600W
Maximum Water Inlet Pressure	-	-	-	5.0Bar
Maximum Water Inlet Temperature	-	-	-	50°C



# WLD Tig Torch Range

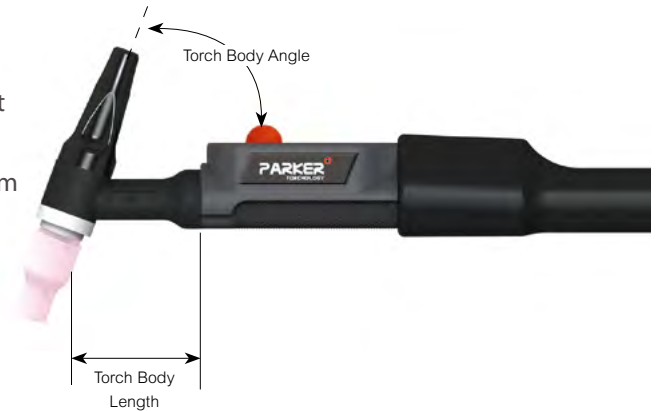
Ratings: 110 Amp to 410 Amp, Mixed Gas



Model	WP 20	WP 18	WP 18SC
<b>Technical Data</b>			
Cooling Method	Liquid-Cooled	Liquid-Cooled	Liquid-Cooled
Rating: DC	225A	380A	410A
AC	160A	270A	290A
Duty Cycle:	60%	60%	60%
Electrode Size:	1.0-3.2	1.0-4.0	1.0-4.8
Minimum Water Flow	1.0 l/min	1.0 l/min	1.0 l/min
Minimum Water Inlet Pressure	2.0Bar	2.0Bar	2.0Bar
Minimum Cooling Requirements	700W	800W	900W
Maximum Water Inlet Pressure	5.0Bar	5.0Bar	5.0Bar
Maximum Water Inlet Temperature	50°C	50°C	50°C

WLD Tig Torch Heads are 100% Weldcraft® OEM interchangeable.

High temperature resistant silicon rubber provides a lightweight and durable outer cover which combined with all copper components ensures cooler running temperatures and maximum current capacity.



## Air-Cooled Series

### WP 9 Series Torch Body Options

0.040" - 3/32"/1.0mm-2.4mm electrodes.

Rating: 110A DC, 80A AC, @ 35%



### WP 17 Series Torch Body Options

0.040" - 1/8"/1.0mm-3.2mm electrodes.

Rating: 135A DC, 95A AC, @ 35%



### WP 26 Series Torch Body Options

0.040" - 5/32"/1.0mm-4.0mm electrodes.

Rating: 180A DC, 125A AC, @ 35%



# WLD Tig Torch Range

## Torch Body Options

### Liquid-Cooled Series

#### WP 24W Series Torch Body Options

0.020" - 3/32"/0.5mm-2.4mm electrodes.

Rating: 180A DC, 125A AC, @ 60%



#### WP 20 Series Torch Body Options

0.040" - 1/8"/1.0mm-3.2mm electrodes.

Rating: 225A DC, 160A AC, @ 60%



#### WP 18 Series Torch Body Options

0.040" - 5/32"/1.0mm-4.0mm electrodes.

Rating: 380A DC, 270A AC, @ 60%



#### WP 18SC Series Torch Body Options

0.040" - 3/16"/1.0mm-4.8mm electrodes.

Rating: 410A DC, 290A AC, @ 60%



## WLD handle systems

Two handle sizes are utilized across the range.


Torch packages can be ordered with or without switches and cable covers.

Switches are offered with bulbous or flat button and held in place with a snap on handle boot.




### Momentary Switches

Part No.	Description
1 P950*	Microswitch Bulbous
2 P950-40	Switches and Leads x 12.5ft
P950-80	Switches and Leads x 25ft



### Handles

Part No.	Description
1 PB105Z55	Handle Small (WP9/17)
2 PH-100G-KIT	Handle Medium Assembly (WP20)
2-1 PH-100G	Handle Medium
2-2 PPHI-100G	Handle Adaptor
3 PB10N15	Handle Large (WP18/26)



### Snap on Boot

Part No.	Description
1 PBRDZ0591	Snap on Boot Small (WP9/17/20/24)
2 PBRDZ0590	Snap on Boot Large (WP18/26)

\* Note: Standard torch package build

# WLD Tig Torch Range

## Cable Assemblies

There are three styles of cable options available within the range.

Each style is offered with either PVC or Rubber cable, with or without a neoprene outer cover, with either 3/8" BSP or M12 gas/power connections.

## Air-Cooled Cable Styles

### Mono



PVC Build



Rubber Build



PVC/Rubber  
SSW Build (c/w Sheath and Switch)

### 2 Piece/ Lug



PVC Build



Rubber Build



PVC/Rubber  
SSW Build (c/w Sheath and Switch)

### 2 Piece/ Dinse



PVC Build



Rubber Build



PVC/Rubber  
SSW Build (c/w Sheath and Switch)

## Liquid-Cooled Cable Styles



PVC Build



Rubber Build



PVC/Rubber  
SSW Build (c/w Sheath and Switch)



## MSL Cable Adaptors-UK Series 3/8" BSP Connection

### Ordering Information

The part number is configured using the simple 4 stage system outlined below.

1. Select the Plug Type
2. Select the Power Cable Termination Type
3. Select the Support Bore Size
4. Select the Gas / Water Connector Type

### Example:- PML1025-38BSP-S-WR3

MSL 16mm Dinse Type Connector For a WP20 Power Cable With 3/8" BSP Water Return Connection.

**Step 1**

Plug Type

**Step 2**

Power Cable Connector

**Step 3**

Bore Size

**Step 4**

Gas / Water Connections

**Step 1**

Plug Type

Part No.	Description
PML1025	16mm Power Adaptor
PML3550	35mm Power Adaptor

Part No.	Description
38BSP	3/8" BSP EU/UK Power Cable Connection
38UNF	3/8" UNF USA Power Cable Connection
M12	M12X1.0 European Power Cable Connection

**Step 2**

Power Cable Connector

Part No.	Description	Model
S	Cover 10mm Bore	20/24W
M	Cover 13mm Bore	9/17/18/18SC
L	Cover 16mm Bore	26

**Step 3**

Bore Size

Part No.	Description
GS1	3/8" BSP Gas Connection
GS8	M12X1.0 Gas Connection
GS2	5.0mm Quick Fit Gas Connection
GS3	5.95mm Quick Fit Gas Connection
GS4	8.9mm Quick Fit Gas Connection
GS5	1/4" BSP Gas Connection
GS6	M10X1.0 Gas Connection
GS7	5/8" UNF RH Gas Connection

**Gas Connection**

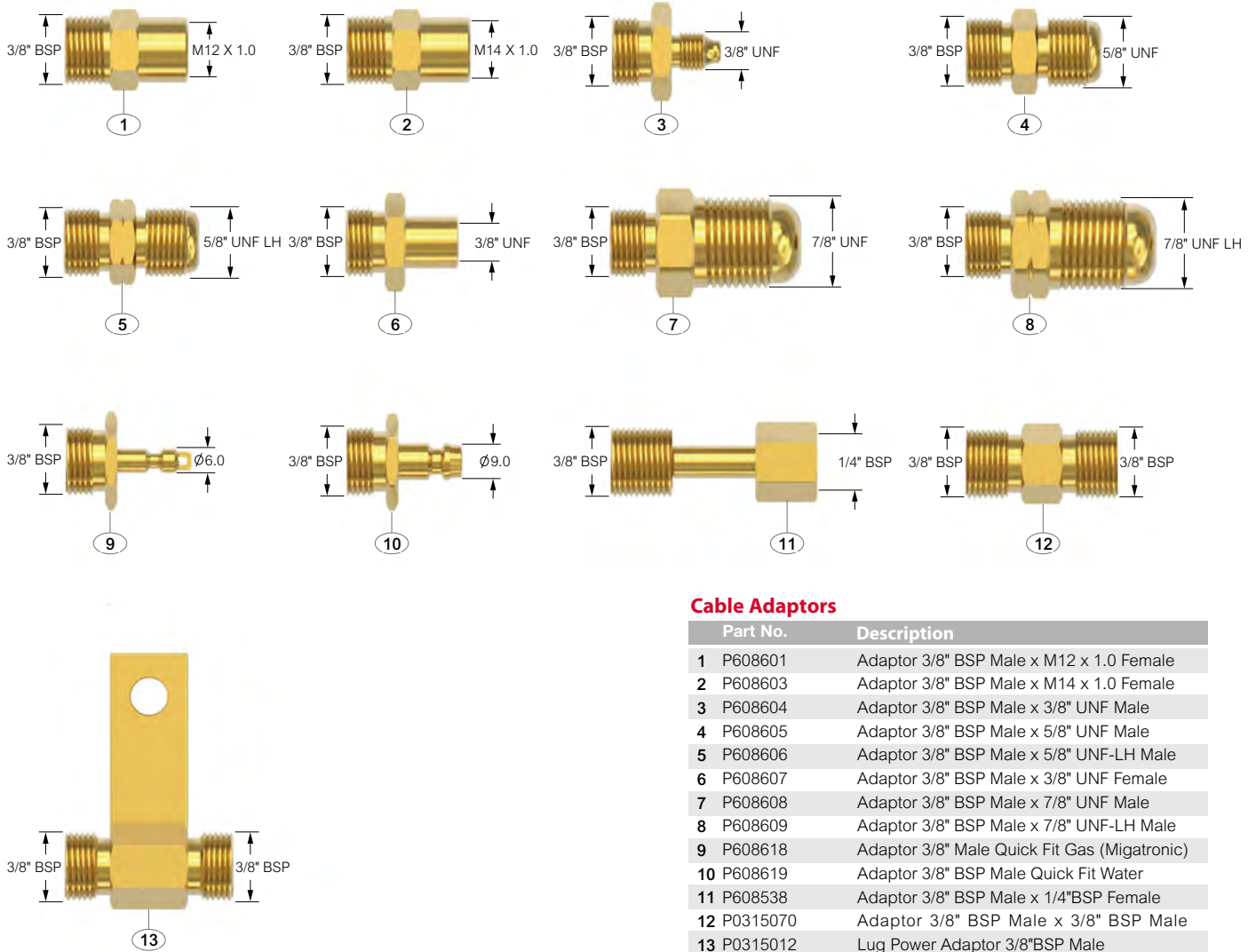
Part No.	Description
WR1	8.9mm Quick Fit Water Return Connection
WR2	5/8" UNF LH Water Return Connection
WR3	3/8" BSP Water Return Connection
WR4	M12 X 1.0 Water Return Connection

**Water Return Connection**

# WLD Tig Torch Range

## Cable Extensions and Adaptors

### Cable Adaptor



#### Cable Adaptors

Part No.	Description
1 P608601	Adaptor 3/8" BSP Male x M12 x 1.0 Female
2 P608603	Adaptor 3/8" BSP Male x M14 x 1.0 Female
3 P608604	Adaptor 3/8" BSP Male x 3/8" UNF Male
4 P608605	Adaptor 3/8" BSP Male x 5/8" UNF Male
5 P608606	Adaptor 3/8" BSP Male x 5/8" UNF-LH Male
6 P608607	Adaptor 3/8" BSP Male x 3/8" UNF Female
7 P608608	Adaptor 3/8" BSP Male x 7/8" UNF Male
8 P608609	Adaptor 3/8" BSP Male x 7/8" UNF-LH Male
9 P608618	Adaptor 3/8" Male Quick Fit Gas (Migatronic)
10 P608619	Adaptor 3/8" BSP Male Quick Fit Water
11 P608538	Adaptor 3/8" BSP Male x 1/4" BSP Female
12 P0315070	Adaptor 3/8" BSP Male x 3/8" BSP Male
13 P0315012	Lug Power Adaptor 3/8" BSP Male



**Kit Order Codes**

Part No.	Description
PERCP0	2 Pin Amphenol Plug

**Kit Order Codes**

Part No.	Description
PERCP1	4 Pin Amphenol Plug

**Kit Order Codes**

Part No.	Description
PERCP2	5 Pin Amphenol Plug

**Kit Order Codes**

Part No.	Description
PERCP3	6 Pin Amphenol Plug

**Kit Order Codes**

Part No.	Description
PERCP4	14 Pin Amphenol Plug

**Kit Order Codes**

Part No.	Description
PERCP6	8 Pin Amphenol Plug
PERCP6-5	5 Pin Amphenol Plug

**Kit Order Codes**

Part No.	Description
PERCP7	3 Pin Tuchel Plug

**Kit Order Codes**

Part No.	Description
PERCP8	9 Pin Tuchel Plug

**Kit Order Codes**

Part No.	Description
PERCP9	5 Pin Tuchel Plug

**Kit Order Codes**

Part No.	Description
PERCP11	7 Pin Uniarc Plug

**Kit Order Codes**

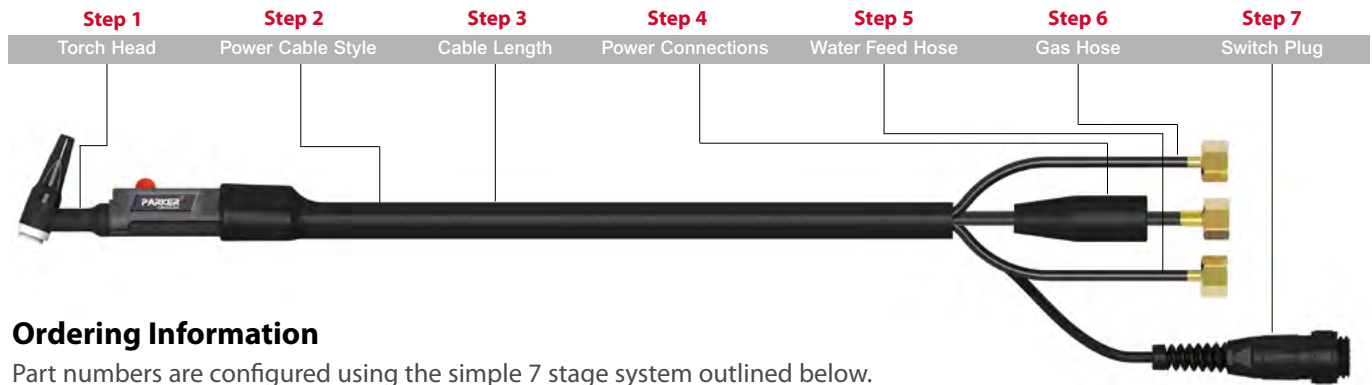
Part No.	Description
PXS12-J3P	3 Pin Plug

The above list is a small selection of the plugs available, if you cannot see the plug you require listed please contact us.

# WLD Tig Torch Range

## EU/UK Terminations

### Torch Package Configurator



### Ordering Information

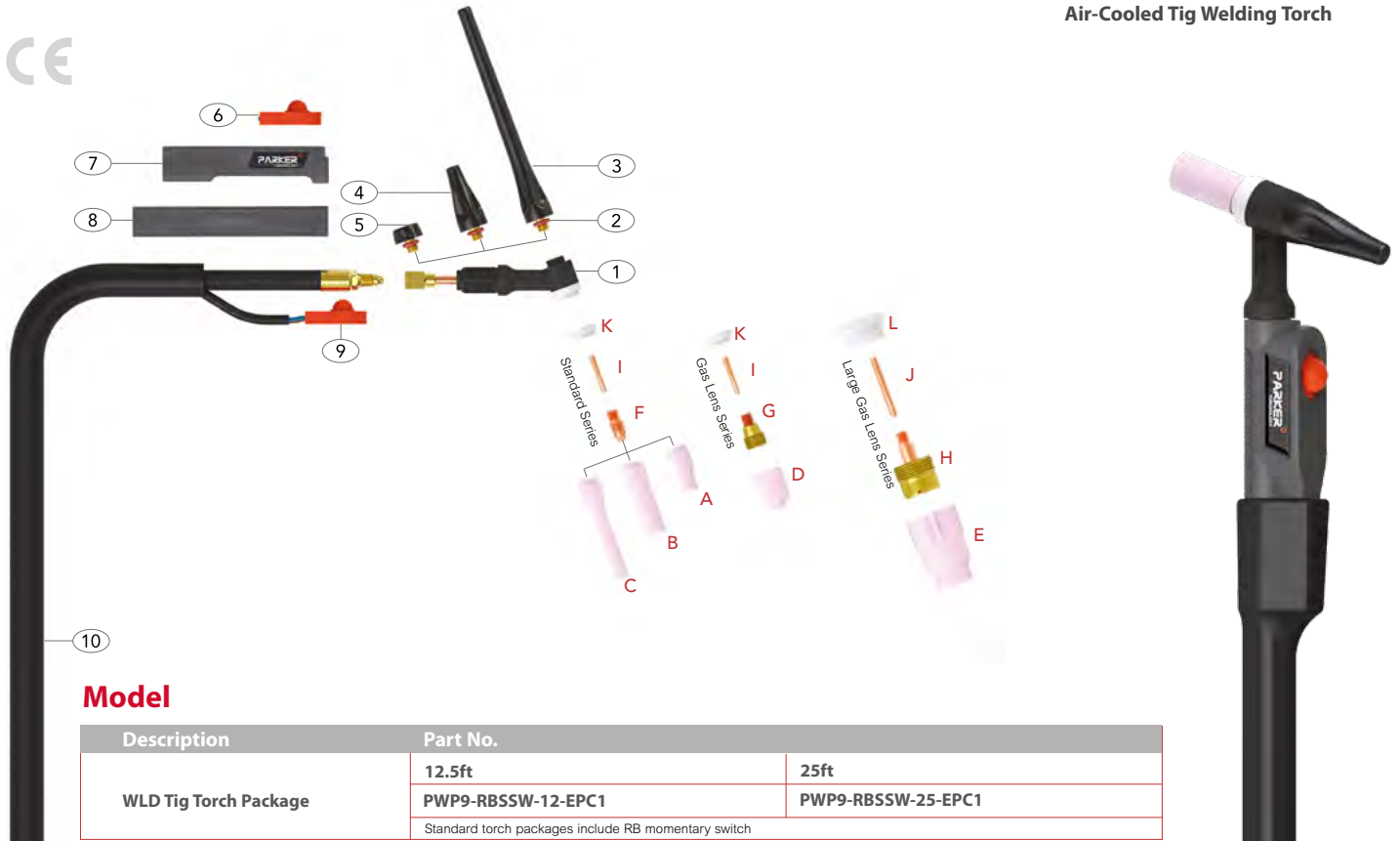
Part numbers are configured using the simple 7 stage system outlined below.

1. Select the correct model of torch head
2. Select the style of cable assembly required
3. Select the length of cable required
4. Select the power cable termination required
5. Select the correct water connections
6. Select the correct gas connections
7. Add a Switch plug if required

### Example:- PWP18FX-RBSSW-25-EPC1-WF3-GS1-PERCP11

WP18FX Torch x 25ft c/w Rubber Cables, Switched and Sheathed 3/8" BSP fittings and 7 Pin Uniarc Plug.

	Step 1	Step 2	Step 3	Step 4	Step 5	Step 6	Step 7
	Torch Head	Power Cable Style	Cable Length	Power Connections	Water Feed Hose	Gas Hose	Switch Plug
Air-Cooled	<b>Part No.</b>	<b>Description</b>	<b># Power Cable / Water Return Hose</b>		<b>Part No</b> <b>Description</b>		
	PWP9	110A DC	EPC1	Power Cable c/w 3/8" BSP	PERCP0	2 Pin Amphenol Plug	
	PWP9FX	110A DC FLEX	EPC2	Power Cable c/w M12 x 1.0	PERCP1	4 Pin Amphenol Plug	
	PWP9FXL	110A DC FLEX LONG	EPC1-ML#-#-#-#	MSL Cable Adaptor	PERCP2	5 Pin Amphenol Plug	
	PWP9V	110A DC VALVE	EPC2-ML#-#-#-#	MSL Cable Adaptor	PERCP3	6 Pin Amphenol Plug	
	PWP9VFX	110A DC VALVE FLEX	<b>NOTE: See page 14 for MSL Cable explanation Adaptor</b>		PERCP4	14 Pin Amphenol Plug	
	PWP9P	110A DC PENCIL	<b># Water Feed Hose</b>		PERCP6	8 Pin Amphenol Plug	
	PWP17	135A DC	<b>Part No.</b>	<b>Description</b>	PERCP6-5	5 Pin Amphenol Plug	
	PWP17FX	135A DC FLEX	WF1	Water Feed Hose c/w 8.9mm Quick Fit	PERCP7	3 Pin Tuchel Plug	
	PWP17FXL	135A DC FLEX LONG	WF2	Water Feed Hose c/w 5/8" UNF LH	PERCP8	9 Pin Tuchel Plug	
	PWP17V	135A DC VALVE	WF3	Water Feed Hose c/w 3/8" BSP	PERCP9	5 Pin Tuchel Plug	
	PWP17VFX	135A DC VALVE FLEX	WF4	Water Feed Hose c/w M12 x 1.0	PERCP11	7 Pin Uniarc Plug	
	PWP26	180A DC	<b>Part No.</b>		PXS12-J3P	3 Pin Plug	
	PWP26FX	180A DC FLEX	12	12.5ft Cables (4m)	<b>NOTE: See page 16 for cable plugs explanation</b>		
	PWP26V	180A DC VALVE	25	25ft Cables (8m)	<b># Gas Supply Hose</b>		
	PWP26VFX	180A DC VALVE FLEX	<b>Part No.</b>		<b>Part No.</b>	<b>Description</b>	
	Liquid-Cooled	PWP24W	180A DC	12	12.5ft Cables (4m)	GS1	Gas Supply Hose c/w 3/8" BSP
PWP20		225A DC	25	25ft Cables (8m)	GS2	Gas Supply Hose c/w 5.0mm Quick Fit	
PWP20FX		225A DC FLEX	<b>Part No.</b>		GS3	Gas Supply Hose c/w 5.95mm Quick Fit	
PWP20FXL		225A DC FLEX LONG	2RBL	2 Piece Rubber c/w Lug	GS4	Gas Supply Hose c/w 8.9mm Quick Fit	
PWP20P		225A DC PENCIL	2RBLSSW	2 Piece Rubber c/w Lug, Sheath and Switch	GS5	Gas Supply Hose c/w 1/4" BSP	
PWP18		380A DC	2PVCD	2 Piece PVC c/w Dinse Plug	GS6	Gas Supply Hose c/w M10 x 1.0	
PWP18FX		380A DC FLEX	2RBD	2 Piece Rubber c/w Dinse Plug	GS7	Gas Supply Hose c/w 5/8" UNF RH	
PWP18SC	410A DC	2PVCL	2 Piece PVC c/w Lug	GS8	Gas Supply Hose c/w M12 x 1.0		
<b>NOTE: See page 10 for torch heads explanation</b>		2PVCLSSW	2 Piece PVC c/w Lug, Sheath and Switch				
<b>NOTE: See page 13 for cable assemblies explanation</b>		2RBDSSW	2 Piece Rubber c/w Dinse Plug, Sheath and Switch				



### Model

Description	Part No.	
WLD Tig Torch Package	12.5ft	25ft
	PWP9-RBSSW-12-EPC1	PWP9-RBSSW-25-EPC1
Standard torch packages include RB momentary switch		

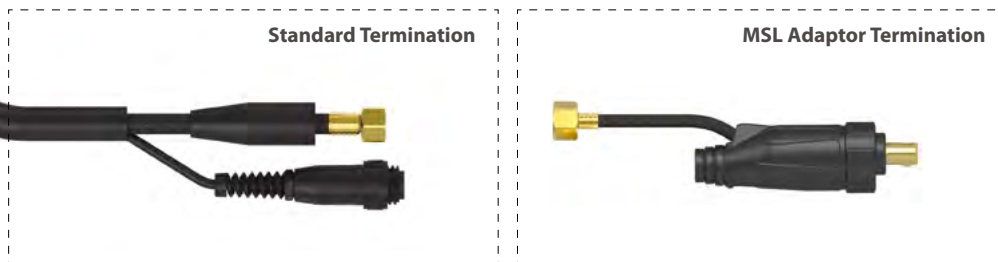
Alternative torch packages can be configured using the configurator on page 17

### Spare Parts

Part No.	Description
1	PWP9 Torch Body Standard
2	P98W77 Back Cap 'O' Ring
3	P41V24 Back Cap Long
4	P41V35 Back Cap Medium
5	P41V33 Back Cap Short
6	P950 Micro Switch Bulbous Button
7	PBRDZ0591 Small Snap on Boot
8	PB105Z55 Handle, Small Push on
9	P950-40 Switch and Leads x 12.5ft
	P950-80 Switch and Leads x 25ft
10	PB1537-40 Cable Assembly Cover x 12.5ft
	PB1537-80 Cable Assembly Cover x 25ft

For more information please refer to the following sections:

- Master Wear Parts Table Pages 32-37
- Wear Parts Configuration Table Pages 38-39
- Rear-End / Cable Parts Pages 40-41





# WP 9 WLD Tig Torch Range

Rating: 110A DC, 80A AC @ 35% duty cycle. Electrode Size: 1.0-2.4mm / 0.040"-3/32"

Air-Cooled Tig Welding Torch

## Wear Parts

### A Standard Ceramic Cups

Part No.	Description	Size	BoreA	
			mm	inch
P13N08	Standard Ceramic Cup	4	6	1/4
P13N09	Standard Ceramic Cup	5	8	5/16
P13N10	Standard Ceramic Cup	6	10	3/8
P13N11	Standard Ceramic Cup	7	11	7/16
P13N12	Standard Ceramic Cup	8	12.5	1/2
P13N13	Standard Ceramic Cup	10	16	5/8

### B Standard Long Ceramic Cups

Part No.	Description	Size	BoreA	
			mm	inch
P796F70	Standard Long Ceramic Cup	3	5	3/16
P796F71	Standard Long Ceramic Cup	4	6	1/4
P796F72	Standard Long Ceramic Cup	5	8	5/16
P796F73	Standard Long Ceramic Cup	6	10	3/8

### C Standard Extra Long Ceramic Cups

Part No.	Description	Size	BoreA	
			mm	inch
P796F74	Standard Extra Long Ceramic Cup	3	5	3/16
P796F75	Standard Extra Long Ceramic Cup	4	6	1/4
P796F76	Standard Extra Long Ceramic Cup	5	8	5/16
P796F77	Standard Extra Long Ceramic Cup	6	10	3/8

### D Gas Lens Cups

Part No.	Description	Size	BoreA	
			mm	inch
P53N58	Gas Lens Cup	4	6	1/4
P53N59	Gas Lens Cup	5	8	5/16
P53N60	Gas Lens Cup	6	10	3/8
P53N61	Gas Lens Cup	7	11	7/16
P53N61S	Gas Lens Cup	8	12.5	1/2

### E Large Diameter Gas Lens Cups

Part No.	Description	Size	BoreA	
			mm	inch
P57N74	Large Diameter Gas Lens Cup	8	12.5	1/2
P57N75	Large Diameter Gas Lens Cup	6	10	3/8
P53N87	Large Diameter Gas Lens Cup	12	19	3/4
P53N88	Large Diameter Gas Lens Cup	10	16	5/8

### F Standard Collet Bodies

Part No.	Description	Electrode Size	
		mm	inch
P13N26	Standard Collet Body	1.0	0.040
P13N27	Standard Collet Body	1.6	1/16
P13N27M	Standard Collet Body	2.0	5/64
P13N28	Standard Collet Body	2.4	3/32

### G Gas Lens Bodies

Part No.	Description	Electrode Size	
		mm	inch
P45V42	Gas Lens Body	1.0	0.040
P45V43	Gas Lens Body	1.6	1/16
P45V43M	Gas Lens Body	2.0	5/64
P45V44	Gas Lens Body	2.4	3/32

### H Large Diameter Gas Lens Bodies

Part No.	Description	Electrode Size	
		mm	inch
P45V0204S	Large Diameter Gas Lens Body	1.0	0.040
P45V116S	Large Diameter Gas Lens Body	1.6	1/16
P45V64S	Large Diameter Gas Lens Body	2.4	3/32

### I Standard Collets

Part No.	Description	Electrode Size	
		mm	inch
P13N21	Standard Collet	1.0	0.040
P13N22	Standard Collet	1.6	1/16
P13N22M	Standard Collet	2.0	5/64
P13N23	Standard Collet	2.4	3/32

### J Large Diameter Gas Lens Collets

Part No.	Description	Electrode Size	
		mm	inch
P13N21L	Large Diameter Gas Lens Collet	1.0	0.040
P13N22L	Large Diameter Gas Lens Collet	1.6	1/16
P13N23L	Large Diameter Gas Lens Collet	2.4	3/32

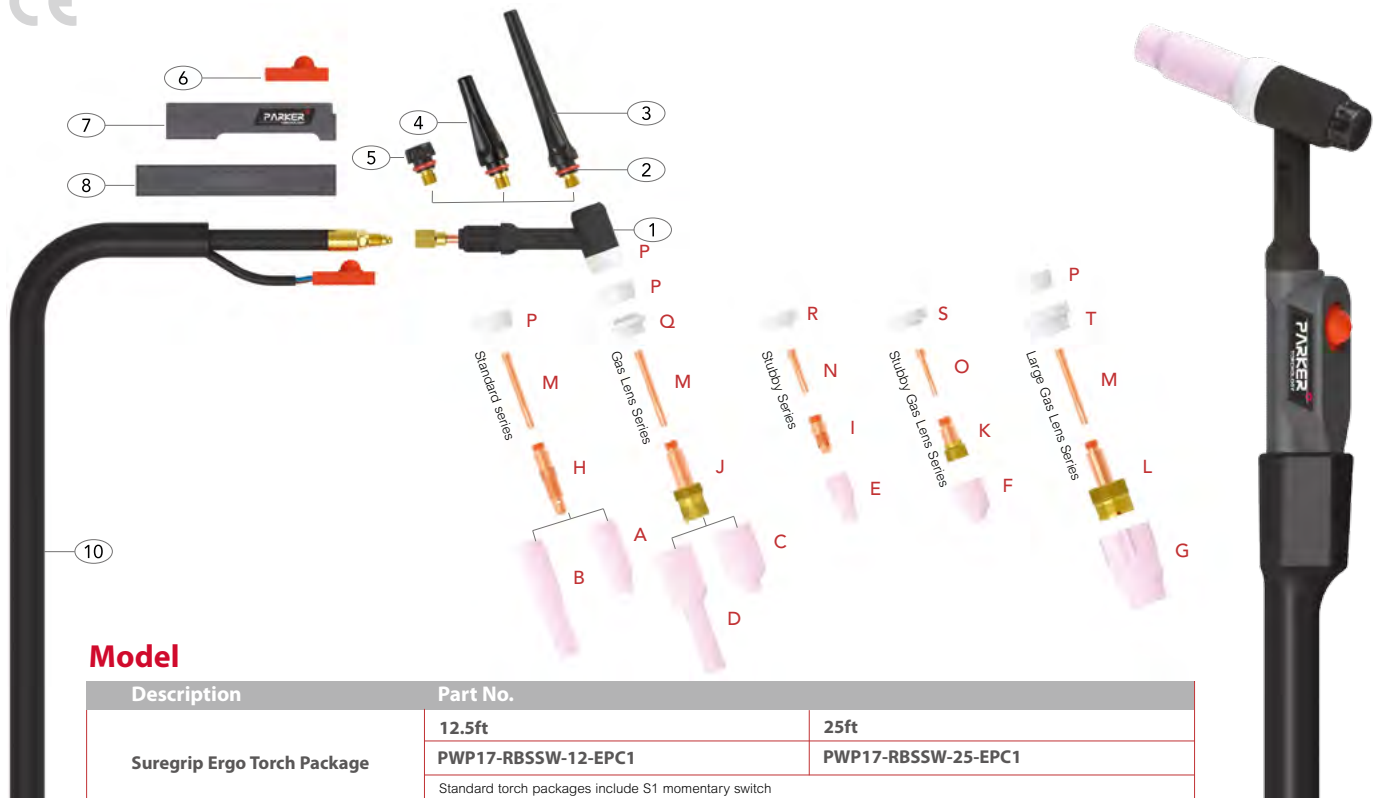
### Gas Lens Insulator

Part No.	Description
K P598882	Stubby Gas Lens Cup Insulator
L P54N63-20	Large Gas Lens Cup Insulator

## WP 17 WLD Tig Torch Range

Rating: 135A DC, 95A AC @ 35% duty cycle. Electrode Size: 1.0-3.2mm / 0.040"-1/8"

Air-Cooled Tig Welding Torch



### Model

Description	Part No.	
Suregrip Ergo Torch Package	12.5ft	25ft
	PWP17-RBSSW-12-EPC1	PWP17-RBSSW-25-EPC1
Standard torch packages include S1 momentary switch		

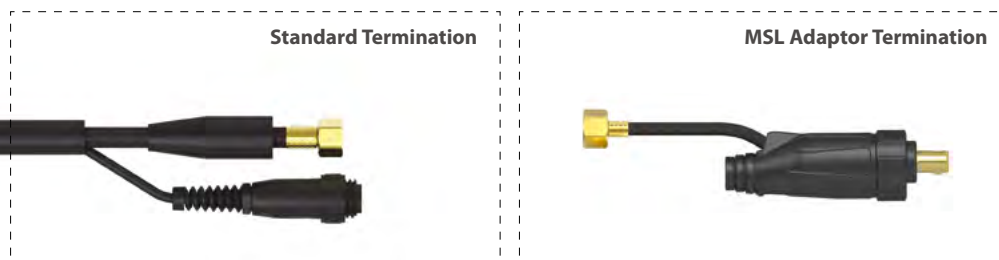
Alternative torch packages can be configured using the configurator on page 17

### Spare Parts

Part No.	Description
1 PWP17	Torch Body Standard
2 P98W18	Back Cap 'O' Ring
3 P57Y02	Back Cap Long
4 P300M	Back Cap Medium
5 P57Y04	Back Cap Short
6 P950	Micro Switch Bulbous Button
7 PBRDZ0591	Small Snap on Boot
8 PB105Z55	Handle, Small Push on
9 P950-40	Switch and Leads x 12.5ft
P950-80	Switch and Leads x 25ft
10 PB1537-40	Cable Assembly Cover x 12.5ft
PB1537-80	Cable Assembly Cover x 25ft

For more information please refer to the following sections:

- Master Wear Parts Table Pages 32-37
- Wear Parts Configuration Table Pages 38-39
- Rear-End / Cable Parts Pages 40-41



# WP 17 WLD Tig Torch Range

Rating: 135A DC, 95A AC @ 35% duty cycle. Electrode Size: 1.0-3.2mm / 0.040"-1/8"

Air-Cooled Tig Welding Torch

## Wear Parts

### A Standard Ceramic Cups

Part No.	Description	Size	BoreA	
			mm	inch
P10N44	Standard Ceramic Cup	12	19	3/4
P10N45	Standard Ceramic Cup	10	16	5/8
P10N46	Standard Ceramic Cup	8	12.5	1/2
P10N47	Standard Ceramic Cup	7	11	7/16
P10N48	Standard Ceramic Cup	6	10	3/8
P10N49	Standard Ceramic Cup	5	8	5/16
P10N50	Standard Ceramic Cup	4	6	1/4

### B Standard Long Ceramic Cups

Part No.	Description	Size	BoreA	
			mm	inch
P10N47L	Standard Long Ceramic Cup	7L	11	7/16
P10N48L	Standard Long Ceramic Cup	6L	10	3/8
P10N49L	Standard Long Ceramic Cup	5L	8	5/16

### C Gas Lens Cups

Part No.	Description	Size	BoreA	
			mm	inch
P54N14	Gas Lens Ceramic Cup	8	12.5	1/2
P54N15	Gas Lens Ceramic Cup	7	11	7/16
P54N16	Gas Lens Ceramic Cup	6	10	3/8
P54N17	Gas Lens Ceramic Cup	5	8	5/16
P54N18	Gas Lens Ceramic Cup	4	6	1/4
P54N19	Gas Lens Ceramic Cup	11	17	11/16

### D Long Gas Lens Ceramic Cups

Part No.	Description	Size	BoreA	
			mm	inch
P54N15L	Long Gas Lens Ceramic Cup	7	11	7/16
P54N16L	Long Gas Lens Ceramic Cup	6	10	3/8
P54N17L	Long Gas Lens Ceramic Cup	5	8	5/16

### E Standard Ceramic Cups

Part No.	Description	Size	BoreA	
			mm	inch
P13N08	Stubby Ceramic Cup	4	6	1/4
P13N09	Stubby Ceramic Cup	5	8	5/16
P13N10	Stubby Ceramic Cup	6	10	3/8
P13N11	Stubby Ceramic Cup	7	11	7/16
P13N12	Stubby Ceramic Cup	8	12.5	1/2
P13N13	Stubby Ceramic Cup	10	16	5/8

### F Stubby Gas Lens Cups

Part No.	Description	Size	BoreA	
			mm	inch
P53N58	Stubby Gas Lens Cup	4	6	1/4
P53N59	Stubby Gas Lens Cup	5	8	5/16
P53N60	Stubby Gas Lens Cup	6	10	3/8
P53N61	Stubby Gas Lens Cup	7	11	7/16
P53N61S	Stubby Gas Lens Cup	8	12.5	1/2

### G Large Diameter Gas Lens Cups

Part No.	Description	Size	BoreA	
			mm	inch
P57N74	Large Diameter Gas Lens Cup	8	12.5	1/2
P57N75	Large Diameter Gas Lens Cup	6	10	3/8
P53N87	Large Diameter Gas Lens Cup	12	19	3/4
P53N88	Large Diameter Gas Lens Cup	10	16	5/8

### H Standard Collet Bodies

Part No.	Description	Electrode Size	
		mm	inch
P10N28	Standard Collet Body	3.2	1/8
P10N30	Standard Collet Body	1.0	0.040
P10N31	Standard Collet Body	1.6	1/16
P10N31M	Standard Collet Body	2.0	5/64
P10N32	Standard Collet Body	2.4	3/32

### I Stubby Collet Bodies

Part No.	Description	Bore
		mm
P17CB20	Stubby Collet Body	3.5

### J Gas Lens Body

Part No.	Description	Electrode Size	
		mm	inch
P45V24	Gas Lens Body	1.0	0.040
P45V25	Gas Lens Body	1.6	1/16
P45V25M	Gas Lens Body	2.0	5/64
P45V26	Gas Lens Body	2.4	3/32
P45V27	Gas Lens Body	3.2	1/8

### K Stubby Gas Lens Bodies

Part No.	Description	Electrode Size	
		mm	inch
PSTB45V42	Stubby Gas Lens Body	1.0	0.040
PSTB45V43	Stubby Gas Lens Body	1.6	1/16
PSTB45V43M	Stubby Gas Lens Body	2.0	5/64
PSTB45V44	Stubby Gas Lens Body	2.4	3/32
PSTB45V45	Stubby Gas Lens Body	3.2	1/8

### L Large Diameter Gas Lens Bodies

Part No.	Description	Electrode Size	
		mm	inch
P45V0204	Large Diameter Gas Lens Body	1.0	0.040
P45V116	Large Diameter Gas Lens Body	1.6	1/16
P45V64	Large Diameter Gas Lens Body	2.4	3/32
P995795	Large Diameter Gas Lens Body	3.2	1/8

### M Standard Collets

Part No.	Description	Electrode Size	
		mm	inch
P10N22	Standard Collet	1.0	0.040
P10N23	Standard Collet	1.6	1/16
P10N23M	Standard Collet	2.0	5/64
P10N24	Standard Collet	2.4	3/32
P10N25	Standard Collet	3.2	1/8

### N Stubby Series Collets

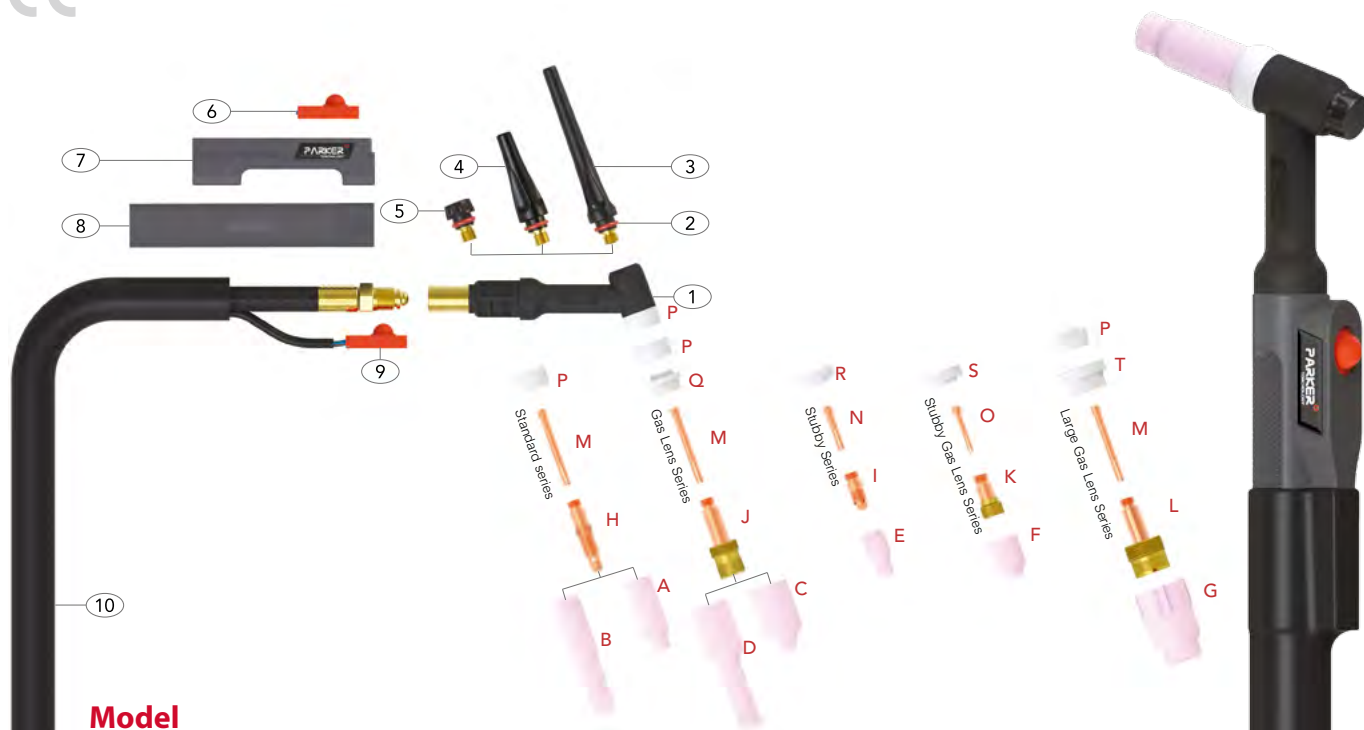
Part No.	Description	Electrode Size	
		mm	inch
P10N22S	Stubby Series Collet	1.0	0.040
P10N23S	Stubby Series Collet	1.6	1/16
P10N24S	Stubby Series Collet	2.4	3/32
P10N25S	Stubby Series Collet	3.2	1/8

### O Stubby Series Collets

Part No.	Description	Electrode Size	
		mm	inch
PSTB13N21	Stubby Gas Lens Collet	1.0	0.040
PSTB13N22	Stubby Gas Lens Collet	1.6	1/16
PSTB13N22M	Stubby Gas Lens Collet	2.0	5/64
PSTB13N23	Stubby Gas Lens Collet	2.4	3/32
PSTB13N24	Stubby Gas Lens Collet	3.2	1/8

### Gasket

Part No.	Description
P	P18CG Standard Cup Insulator
Q	P54N01 Standard Gas Lens Cup Insulator
R	P18CG20 Stubby Cup Insulator
S	PSTB80300236 Stubby Gas Lens Cup Insulator
T	P54N63 Large Gas Lens Cup Insulator



### Model

Description	Part No.	
	WLD Tig Torch Package	12.5ft
PWP26-RBSSW-12-EPC1		PWP26-RBSSW-25-EPC1

Standard torch packages include RB momentary switch

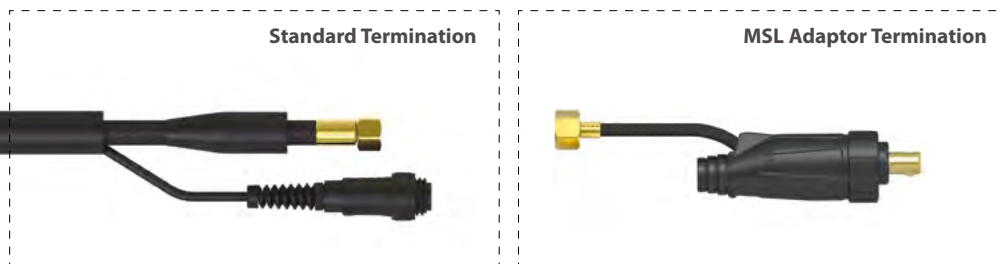
Alternative torch packages can be configured using the configurator on page 17

### Spare Parts

Part No.	Description	
1 PWP26	Torch Body Standard	
2 P98W18	Back Cap 'O' Ring	
3 P57Y02	Back Cap Long	
4 P300M	Back Cap Medium	
5 P57Y04	Back Cap Short	
6 P950	Micro Switch Bulbous Button	
7 PBRDZ0591	Small Snap on Boot	
8 PB10N15	Handle, Large Push on	
9 P950-40	Switch and Leads x 12.5ft	
	P950-80	Switch and Leads x 25ft
10 P609123	Cable Assembly Cover x 12.5ft	
	P609125	Cable Assembly Cover x 25ft

For more information please refer to the following sections:

- Master Wear Parts Table Pages 32-37
- Wear Parts Configuration Table Pages 38-39
- Rear-End / Cable Parts Pages 40-41



# WP 26 WLD Tig Torch Range

Rating: 180A DC, 125A AC @ 35% duty cycle. Electrode Size: 1.0-4.0mm / 0.040-5/32"

Air-Cooled Tig Welding Torch



TORCHOLGY  
SMART TORCH SOLUTIONS

## Wear Parts

### A Standard Ceramic Cups

Part No.	Description	Size	BoreA	
			mm	inch
P10N44	Standard Ceramic Cup	12	19	3/4
P10N45	Standard Ceramic Cup	10	16	5/8
P10N46	Standard Ceramic Cup	8	12.5	1/2
P10N47	Standard Ceramic Cup	7	11	7/16
P10N48	Standard Ceramic Cup	6	10	3/8
P10N49	Standard Ceramic Cup	5	8	5/16
P10N50	Standard Ceramic Cup	4	6	1/4

### B Standard Long Ceramic Cups

Part No.	Description	Size	BoreA	
			mm	inch
P10N47L	Standard Long Ceramic Cup	7L	11	7/16
P10N48L	Standard Long Ceramic Cup	6L	10	3/8
P10N49L	Standard Long Ceramic Cup	5L	8	5/16

### C Gas Lens Cups

Part No.	Description	Size	BoreA	
			mm	inch
P54N14	Gas Lens Ceramic Cup	8	12.5	1/2
P54N15	Gas Lens Ceramic Cup	7	11	7/16
P54N16	Gas Lens Ceramic Cup	6	10	3/8
P54N17	Gas Lens Ceramic Cup	5	8	5/16
P54N18	Gas Lens Ceramic Cup	4	6	1/4

### D Long Gas Lens Ceramic Cups

Part No.	Description	Size	BoreA	
			mm	inch
P54N15L	Long Gas Lens Ceramic Cup	7	11	7/16
P54N16L	Long Gas Lens Ceramic Cup	6	10	3/8
P54N17L	Long Gas Lens Ceramic Cup	5	8	5/16

### E Stubby Ceramic Cups

Part No.	Description	Size	BoreA	
			mm	inch
P13N08	Stubby Ceramic Cup	4	6	1/4
P13N09	Stubby Ceramic Cup	5	8	5/16
P13N10	Stubby Ceramic Cup	6	10	3/8
P13N11	Stubby Ceramic Cup	7	11	7/16
P13N12	Stubby Ceramic Cup	8	12.5	1/2
P13N13	Stubby Ceramic Cup	10	16	5/8

### F Stubby Gas Lens Cups

Part No.	Description	Size	BoreA	
			mm	inch
P53N58	Stubby Gas Lens Cup	4	6	1/4
P53N59	Stubby Gas Lens Cup	5	8	5/16
P53N60	Stubby Gas Lens Cup	6	10	3/8
P53N61	Stubby Gas Lens Cup	7	11	7/16
P53N61S	Stubby Gas Lens Cup	8	12.5	1/2

### G Large Diameter Gas Lens Cups

Part No.	Description	Size	BoreA	
			mm	inch
P57N74	Large Diameter Gas Lens Cup	8	12.5	1/2
P57N75	Large Diameter Gas Lens Cup	6	10	3/8
P53N87	Large Diameter Gas Lens Cup	12	19	3/4
P53N88	Large Diameter Gas Lens Cup	10	16	5/8

### H Standard Collet Bodies

Part No.	Description	Electrode Size	
		mm	inch
P10N28	Standard Collet Body	3.2	1/8
P10N30	Standard Collet Body	1.0	0.040
P10N31	Standard Collet Body	1.6	1/16
P10N31M	Standard Collet Body	2.0	5/64
P10N32	Standard Collet Body	2.4	3/32
406488	Standard Collet Body	4.0	5/32"

### I Stubby Collet Bodies

Part No.	Description	Bore
		mm
P17CB20	Stubby Collet Body	3.5

### J Gas Lens Bodies

Part No.	Description	Electrode Size	
		mm	inch
P45V24	Gas Lens Body	1.0	0.040
P45V25	Gas Lens Body	1.6	1/16
P45V25M	Gas Lens Body	2.0	5/64
P45V26	Gas Lens Body	2.4	3/32
P45V27	Gas Lens Body	3.2	1/8
P45V28	Gas Lens Body	4.0	5/32

### K Stubby Gas Lens Bodies

Part No.	Description	Electrode Size	
		mm	inch
PSTB45V42	Stubby Gas Lens Body	1.0	0.040
PSTB45V43	Stubby Gas Lens Body	1.6	1/16
PSTB45V43M	Stubby Gas Lens Body	2.0	5/64
PSTB45V44	Stubby Gas Lens Body	2.4	3/32
PSTB45V45	Stubby Gas Lens Body	3.2	1/8

### L Large Diameter Gas Lens Bodies

Part No.	Description	Electrode Size	
		mm	inch
P45V0204	Large Diameter Gas Lens Body	1.0	0.040
P45V116	Large Diameter Gas Lens Body	1.6	1/16
P45V64	Large Diameter Gas Lens Body	2.4	3/32
P995795	Large Diameter Gas Lens Body	3.2	1/8
P45V63	Large Diameter Gas Lens Body	4.0	5/32

### M Standard Collets

Part No.	Description	Electrode Size	
		mm	inch
P10N22	Standard Collet	1.0	0.040
P10N23	Standard Collet	1.6	1/16
P10N23M	Standard Collet	2.0	5/64
P10N24	Standard Collet	2.4	3/32
P10N25	Standard Collet	3.2	1/8
P54N20	Standard Collet	4.0	5/32

### N Stubby Series Collets

Part No.	Description	Electrode Size	
		mm	inch
P10N22S	Stubby Series Collet	1.0	0.040
P10N23S	Stubby Series Collet	1.6	1/16
P10N24S	Stubby Series Collet	2.4	3/32
P10N25S	Stubby Series Collet	3.2	1/8

### O Stubby Series Collets

Part No.	Description	Electrode Size	
		mm	inch
PSTB13N21	Stubby Gas Lens Collet	1.0	0.040
PSTB13N22	Stubby Gas Lens Collet	1.6	1/16
PSTB13N22M	Stubby Gas Lens Collet	2.0	5/64
PSTB13N23	Stubby Gas Lens Collet	2.4	3/32
PSTB13N24	Stubby Gas Lens Collet	3.2	1/8

### Gas Lens Insulator

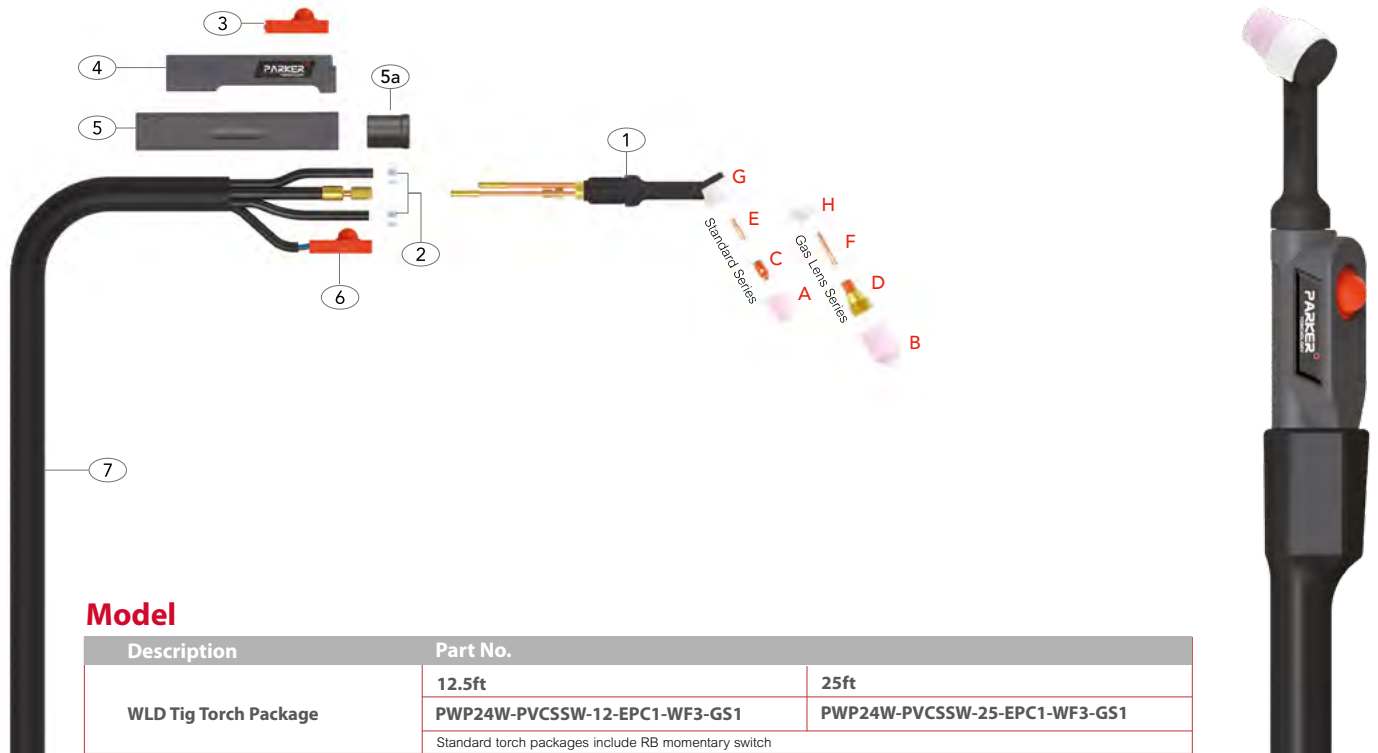
Part No.	Description
P	P18CG Standard Cup Insulator
Q	P54N01 Standard Gas Lens Cup Insulator
R	P18CG20 Stubby Cup Insulator
S	PSTB80300236 Stubby Gas Lens Cup Insulator
T	P54N63 Large Gas Lens Cup Insulator



## WP 24W WLD Tig Torch Range

Rating: 180A DC, 125A AC @ 60% duty cycle. Electrode Size: 0.5-2.4mm / 0.020-3/32"

Liquid-Cooled Tig Welding Torch



### Model

Description	Part No.	
	WLD Tig Torch Package	12.5ft
PWP24W-PVCSSW-12-EPC1-WF3-GS1		PWP24W-PVCSSW-25-EPC1-WF3-GS1
Standard torch packages include RB momentary switch		

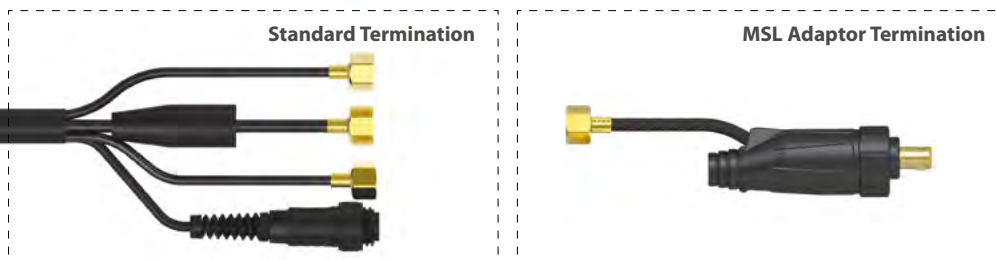
Alternative torch packages can be configured using the configurator on page 17

### Spare Parts

Part No.	Description
1 PWP24W	Torch Body Standard
2 PB5025S	Water Hose Clamp 8.0mm
3 P950	Micro Switch Bulbous Button
4 PBRDZ0591	Small Snap on Boot
5 PH-100G	Handle, Medium Push on
5a PPHI-100G	Handle Adaptor
6 P950-40	Switch and Leads x 12.5ft
P950-80	Switch and Leads x 25ft
7 PB1537-40	Cable Assembly Cover x 12.5ft
PB1537-80	Cable Assembly Cover x 25ft

For more information please refer to the following sections:

- Master Wear Parts Table Pages 32-37
- Wear Parts Configuration Table Pages 38-39
- Rear-End / Cable Parts Pages 40-41



# WLD 24W WLD Tig Torch Range

Rating: 180A DC, 125A AC @ 60% duty cycle. Electrode Size: 0.5-2.4mm / 0.020-3/32"

Liquid-Cooled Tig Welding Torch

## Wear Parts

### A Standard Ceramic Cups

Part No.	Description	Size	BoreA	
			mm	inch
P53N24	Standard Ceramic Cup	4	6	1/4
P53N25	Standard Ceramic Cup	5	8	5/16
P53N27	Standard Ceramic Cup	6	10	3/8

### B Gas Lens Cups

Part No.	Description	Size	BoreA	
			mm	inch
P53N58	Gas Lens Cup	4	6	1/4
P53N59	Gas Lens Cup	5	8	5/16
P53N60	Gas Lens Cup	6	10	3/8
P53N61	Gas Lens Cup	7	11	7/16
P53N61S	Gas Lens Cup	8	12.5	1/2

### C Standard Collet Bodies

Part No.	Description	Electrode Size	
		mm	inch
P53N18	Standard Collet Body	1.0	0.040
P53N19	Standard Collet Body	1.6	1/16
P24CB332	Standard Collet Body	2.4	3/32

### D Gas Lens Bodies

Part No.	Description	Electrode Size	
		mm	inch
P45V42	Gas Lens Body	1.0	0.040
P45V43	Gas Lens Body	1.6	1/16
P45V43M	Gas Lens Body	2.0	5/64
P45V44	Gas Lens Body	2.4	3/32

### E Standard Collets

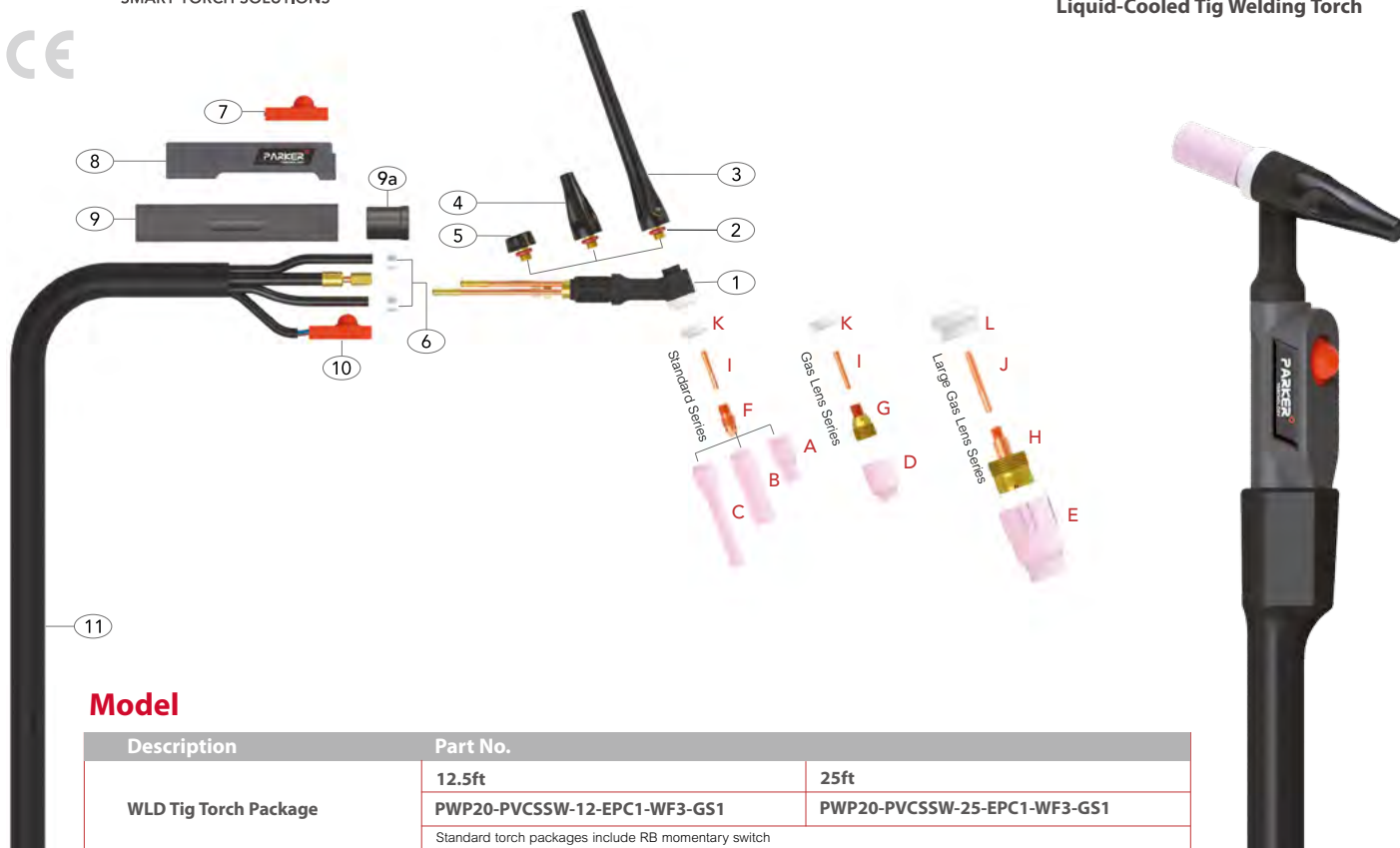
Part No.	Description	Electrode Size	
		mm	inch
P53N16	Standard Collet	1.0	0.040
P53N14	Standard Collet	1.6	1/16
P24C332	Standard Collet	2.4	3/32

### F Gas Lens Collets

Part No.	Description	Electrode Size	
		mm	inch
P53N64	Gas Lens Collet	1.6	1/16
P24GLC332	Gas Lens Collet	2.4	3/32

### Gas Lens Insulator

Part No.	Description
<b>G</b> P53N22	Standard Cup Insulator
<b>H</b> P53N66	Standard Gas Lens Cup Insulator



### Model

Description	Part No.	
WLD Tig Torch Package	12.5ft	25ft
	PWP20-PVCSSW-12-EPC1-WF3-GS1	PWP20-PVCSSW-25-EPC1-WF3-GS1
Standard torch packages include RB momentary switch		

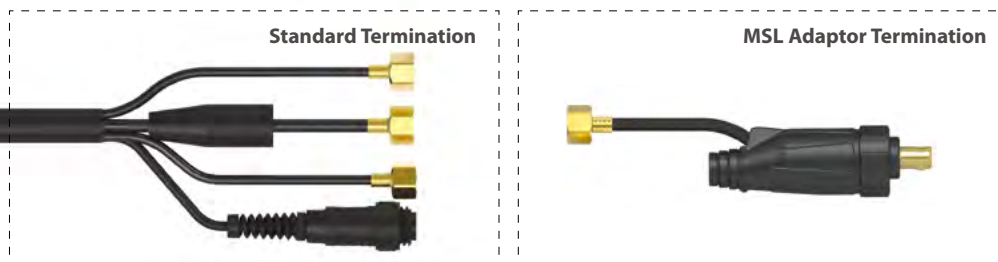
Alternative torch packages can be configured using the configurator on page 17

### Spare Parts

Part No.	Description
1 PWP20	Torch Body Standard
2 P98W77	Back Cap 'O' Ring
3 P41V24	Back Cap Long
4 P41V35	Back Cap Medium
5 P41V33	Back Cap Short
6 PB5025S	Water Hose Clamp 8.0mm
7 P950	Micro Switch Bulbous Button
8 PBRDZ0591	Small Snap on Boot
9 PH-100G	Handle, Medium Push on
9a PPHI-100G	Handle Adaptor
10 P950-40	Switch and Leads x 12.5ft
P950-80	Switch and Leads x 25ft
11 PB1537-40	Cable Assembly Cover x 12.5ft
PB1537-80	Cable Assembly Cover x 25ft

For more information please refer to the following sections:

- Master Wear Parts Table Pages 32-37
- Wear Parts Configuration Table Pages 38-39
- Rear-End / Cable Parts Pages 40-41



# WP 20 WLD Tig Torch Range

Rating: 225A DC, 160A AC @ 60% duty cycle. Electrode Size: 1.0-4.0mm / 0.040-5/32"

Liquid-Cooled Tig Welding Torch

## Wear Parts

### A Standard Ceramic Cups

Part No.	Description	Size	BoreA	
			mm	inch
P13N08	Standard Ceramic Cup	4	6	1/4
P13N09	Standard Ceramic Cup	5	8	5/16
P13N10	Standard Ceramic Cup	6	10	3/8
P13N11	Standard Ceramic Cup	7	11	7/16
P13N12	Standard Ceramic Cup	8	12.5	1/2
P13N13	Standard Ceramic Cup	10	16	5/8

### B Standard Long Ceramic Cups

Part No.	Description	Size	BoreA	
			mm	inch
P796F70	Standard Long Ceramic Cup	3	5	3/16
P796F71	Standard Long Ceramic Cup	4	6	1/4
P796F72	Standard Long Ceramic Cup	5	8	5/16
P796F73	Standard Long Ceramic Cup	6	10	3/8

### C Standard Extra Long Ceramic Cups

Part No.	Description	Size	BoreA	
			mm	inch
P796F74	Standard Extra Long Ceramic Cup	3	5	3/16
P796F75	Standard Extra Long Ceramic Cup	4	6	1/4
P796F76	Standard Extra Long Ceramic Cup	5	8	5/16
P796F77	Standard Extra Long Ceramic Cup	6	10	3/8

### D Gas Lens Cups

Part No.	Description	Size	BoreA	
			mm	inch
P53N58	Gas Lens Cup	4	6	1/4
P53N59	Gas Lens Cup	5	8	5/16
P53N60	Gas Lens Cup	6	10	3/8
P53N61	Gas Lens Cup	7	11	7/16
P53N61S	Gas Lens Cup	8	12.5	1/2

### E Large Diameter Gas Lens Cups

Part No.	Description	Size	BoreA	
			mm	inch
P57N74	Large Diameter Gas Lens Cup	8	12.5	1/2
P57N75	Large Diameter Gas Lens Cup	6	10	3/8
P53N87	Large Diameter Gas Lens Cup	12	19	3/4
P53N88	Large Diameter Gas Lens Cup	10	16	5/8

### F Standard Collet Bodies

Part No.	Description	Electrode Size	
		mm	inch
P13N26	Standard Collet Body	1.0	0.040
P13N27	Standard Collet Body	1.6	1/16
P13N27M	Standard Collet Body	2.0	5/64
P13N28	Standard Collet Body	2.4	3/32
P13N29	Standard Collet Body	3.2	1/8

### G Gas Lens Bodies

Part No.	Description	Electrode Size	
		mm	inch
P45V42	Gas Lens Body	1.0	0.040
P45V43	Gas Lens Body	1.6	1/16
P45V43M	Gas Lens Body	2.0	5/64
P45V44	Gas Lens Body	2.4	3/32
P45V45	Gas Lens Body	3.2	1/8"

### H Large Diameter Gas Lens Bodies

Part No.	Description	Electrode Size	
		mm	inch
P45V0204S	Large Diameter Gas Lens Body	1.0	0.040
P45V116S	Large Diameter Gas Lens Body	1.6	1/16
P45V64S	Large Diameter Gas Lens Body	2.4	3/32
P995795S	Large Diameter Gas Lens Body	3.2	1/8

### I Standard Collets

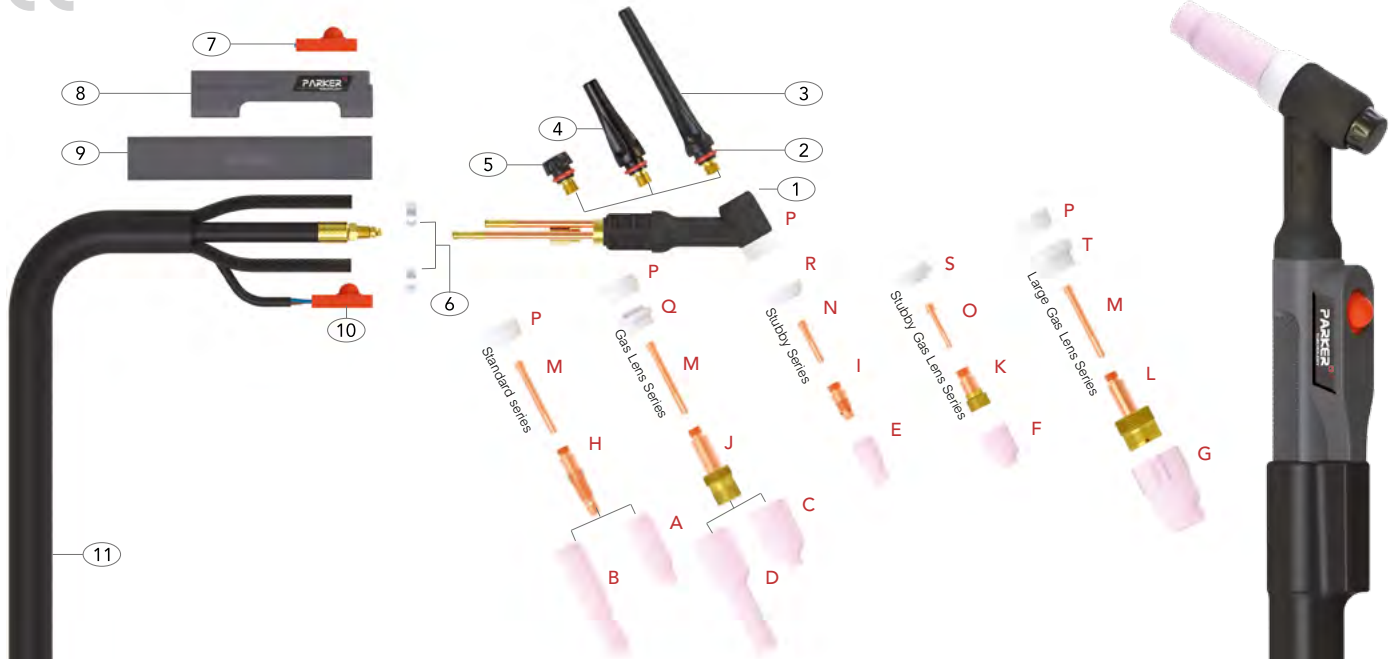
Part No.	Description	Electrode Size	
		mm	inch
P13N21	Standard Collet	1.0	0.040
P13N22	Standard Collet	1.6	1/16
P13N22M	Standard Collet	2.0	5/64
P13N23	Standard Collet	2.4	3/32
P13N24	Standard Collet	3.2	1/8

### J Large Diameter Gas Lens Collets

Part No.	Description	Electrode Size	
		mm	inch
P13N21L	Large Diameter Gas Lens Collet	1.0	0.040
P13N22L	Large Diameter Gas Lens Collet	1.6	1/16
P13N23L	Large Diameter Gas Lens Collet	2.4	3/32
P13N24L	Large Diameter Gas Lens Collet	3.2	1/8

### Gas Lens Insulator

Part No.	Description
<b>K</b> P598882	Stubby Gas Lens Cup Insulator
<b>L</b> P54N63-20	Large Gas Lens Cup Insulator



### Model

Description	Part No.	
WLD Tig Torch Package	12.5ft	25ft
	PWP18-RBSSW-12-EPC1-WF3-GS1	PWP18-RBSSW-25-EPC1-WF3-GS1
	Standard torch packages include RB momentary switch	

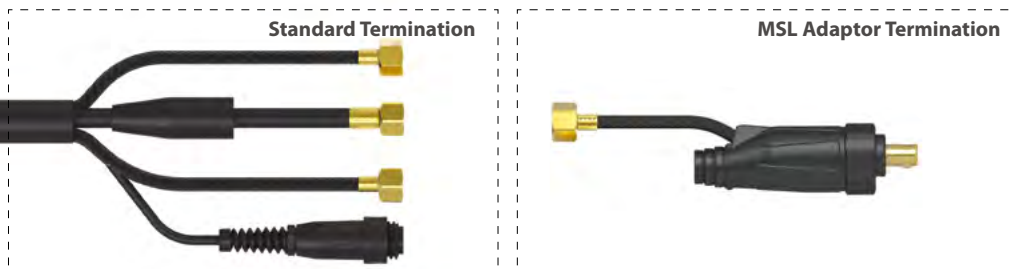
Alternative torch packages can be configured using the configurator on page 17

### Spare Parts

Part No.	Description
1	PWP18 Torch Body Standard
2	P98W18 Back Cap 'O' Ring
3	P57Y02 Back Cap Long
4	P300M Back Cap Medium
5	P57Y04 Back Cap Short
6	PB5041 Water Hose Clamp 8.7mm
7	P950 Micro Switch Bulbous Button
8	PBRDZ0590 Large Snap on Boot
9	PB10N15 Handle, Large Push on
10	P950-40 Switch and Leads x 12.5ft
	P950-80 Switch and Leads x 25ft
11	P609123 Cable Assembly Cover x 12.5ft
	P609125 Cable Assembly Cover x 25ft

For more information please refer to the following sections:

- Master Wear Parts Table Pages 32-37
- Wear Parts Configuration Table Pages 38-39
- Rear-End / Cable Parts Pages 40-41



# WP 18 WLD Tig Torch Range

Rating: 380A DC, 270A AC @ 60% duty cycle. Electrode Size: 1.0-4.0mm / 0.040-5/32"

Liquid-Cooled Tig Welding Torch

## Wear Parts

### A Standard Ceramic Cups

Part No.	Description	Size	BoreA	
			mm	inch
P10N44	Standard Ceramic Cup	12	19	3/4
P10N45	Standard Ceramic Cup	10	16	5/8
P10N46	Standard Ceramic Cup	8	12.5	1/2
P10N47	Standard Ceramic Cup	7	11	7/16
P10N48	Standard Ceramic Cup	6	10	3/8
P10N49	Standard Ceramic Cup	5	8	5/16
P10N50	Standard Ceramic Cup	4	6	1/4

### B Standard Long Ceramic Cups

Part No.	Description	Size	BoreA	
			mm	inch
P10N47L	Standard Long Ceramic Cup	7L	11	7/16
P10N48L	Standard Long Ceramic Cup	6L	10	3/8
P10N49L	Standard Long Ceramic Cup	5L	8	5/16

### C Gas Lens Cups

Part No.	Description	Size	BoreA	
			mm	inch
P54N14	Gas Lens Ceramic Cup	8	12.5	1/2
P54N15	Gas Lens Ceramic Cup	7	11	7/16
P54N16	Gas Lens Ceramic Cup	6	10	3/8
P54N17	Gas Lens Ceramic Cup	5	8	5/16
P54N18	Gas Lens Ceramic Cup	4	6	1/4
P54N19	Gas Lens Ceramic Cup	11	17	11/16

### D Long Gas Lens Ceramic Cups

Part No.	Description	Size	BoreA	
			mm	inch
P54N15L	Long Gas Lens Ceramic Cup	7	11	7/16
P54N16L	Long Gas Lens Ceramic Cup	6	10	3/8
P54N17L	Long Gas Lens Ceramic Cup	5	8	5/16

### E Stubby Ceramic Cups

Part No.	Description	Size	BoreA	
			mm	inch
P13N08	Stubby Ceramic Cup	4	6	1/4
P13N09	Stubby Ceramic Cup	5	8	5/16
P13N10	Stubby Ceramic Cup	6	10	3/8
P13N11	Stubby Ceramic Cup	7	11	7/16
P13N12	Stubby Ceramic Cup	8	12.5	1/2
P13N13	Stubby Ceramic Cup	10	16	5/8

### F Stubby Gas Lens Cups

Part No.	Description	Size	BoreA	
			mm	inch
P53N58	Stubby Gas Lens Cup	4	6	1/4
P53N59	Stubby Gas Lens Cup	5	8	5/16
P53N60	Stubby Gas Lens Cup	6	10	3/8
P53N61	Stubby Gas Lens Cup	7	11	7/16
P53N61S	Stubby Gas Lens Cup	8	12.5	1/2

### G Large Diameter Gas Lens Cups

Part No.	Description	Size	BoreA	
			mm	inch
P57N74	Large Diameter Gas Lens Cup	8	12.5	1/2
P57N75	Large Diameter Gas Lens Cup	6	10	3/8
P53N87	Large Diameter Gas Lens Cup	12	19	3/4
P53N88	Large Diameter Gas Lens Cup	10	16	5/8

### H Standard Collet Bodies

Part No.	Description	Electrode Size	
		mm	inch
P10N28	Standard Collet Body	3.2	1/8
P10N30	Standard Collet Body	1.0	0.040
P10N31	Standard Collet Body	1.6	1/16
P10N31M	Standard Collet Body	2.0	5/64
P10N32	Standard Collet Body	2.4	3/32
P406488	Standard Collet Body	4.0	5/32

### I Stubby Collet Bodies

Part No.	Description	Bore
		mm
P17CB20	Stubby Collet Body	3.5

### J Stubby Collet Bodies

Part No.	Description	Electrode Size	
		mm	inch
P45V24	Gas Lens Body	1.0	0.040
P45V25	Gas Lens Body	1.6	1/16
P45V25M	Gas Lens Body	2.0	5/64
P45V26	Gas Lens Body	2.4	3/32
P45V27	Gas Lens Body	3.2	1/8
P45V28	Gas Lens Body	4.0	5/32

### K Stubby Gas Lens Bodies

Part No.	Description	Electrode Size	
		mm	inch
PSTB45V42	Stubby Gas Lens Body	1.0	0.040
PSTB45V43	Stubby Gas Lens Body	1.6	1/16
PSTB45V43M	Stubby Gas Lens Body	2.0	5/64
PSTB45V44	Stubby Gas Lens Body	2.4	3/32
PSTB45V45	Stubby Gas Lens Body	3.2	1/8

### L Large Diameter Gas Lens Bodies

Part No.	Description	Electrode Size	
		mm	inch
P45V0204	Large Diameter Gas Lens Body	1.0	0.040
P45V116	Large Diameter Gas Lens Body	1.6	1/16
P45V64	Large Diameter Gas Lens Body	2.4	3/32
P45V63	Large Diameter Gas Lens Body	4.0	5/32
P995795	Large Diameter Gas Lens Body	3.2	1/8

### M Standard Collets

Part No.	Description	Electrode Size	
		mm	inch
P10N22	Standard Collet	1.0	0.040
P10N23	Standard Collet	1.6	1/16
P10N23M	Standard Collet	2.0	5/64
P10N24	Standard Collet	2.4	3/32
P10N25	Standard Collet	3.2	1/8
P54N20	Standard Collet	4.0	5/32

### N Stubby Series Collets

Part No.	Description	Electrode Size	
		mm	inch
P10N22S	Stubby Series Collet	1.0	0.040
P10N23S	Stubby Series Collet	1.6	1/16
P10N24S	Stubby Series Collet	2.4	3/32
P10N25S	Stubby Series Collet	3.2	1/8

### O Stubby Series Collets

Part No.	Description	Electrode Size	
		mm	inch
PSTB13N21	Stubby Gas Lens Collet	1.0	0.040
PSTB13N22	Stubby Gas Lens Collet	1.6	1/16
PSTB13N22M	Stubby Gas Lens Collet	2.0	5/64
PSTB13N23	Stubby Gas Lens Collet	2.4	3/32
PSTB13N24	Stubby Gas Lens Collet	3.2	1/8

### Gas Lens Insulator

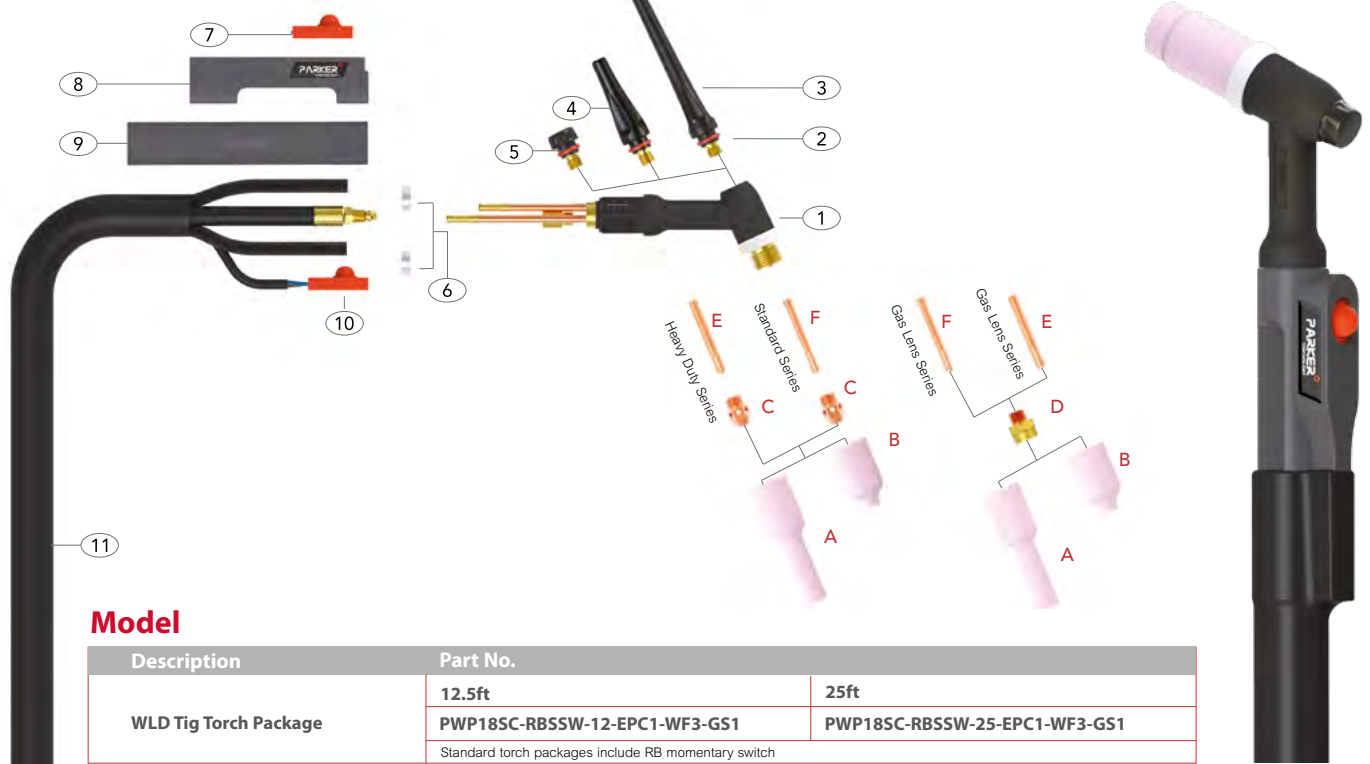
Part No.	Description
P	P18CG Standard Cup Insulator
Q	P54N01 Standard Gas Lens Cup Insulator
R	P18CG20 Stubby Cup Insulator
S	PSTB80300236 Stubby Gas Lens Cup Insulator
T	P54N63 Large Gas Lens Cup Insulator



## WP 18SC WLD Tig Torch Range

Rating: 410A DC, 290A AC @ 60% duty cycle. Electrode Size: 1.0-4.8mm / 0.040-3/16"

Liquid-Cooled Tig Welding Torch



### Model

Description	Part No.	
WLD Tig Torch Package	12.5ft	25ft
	PWP18SC-RBSSW-12-EPC1-WF3-GS1	PWP18SC-RBSSW-25-EPC1-WF3-GS1
Standard torch packages include RB momentary switch		

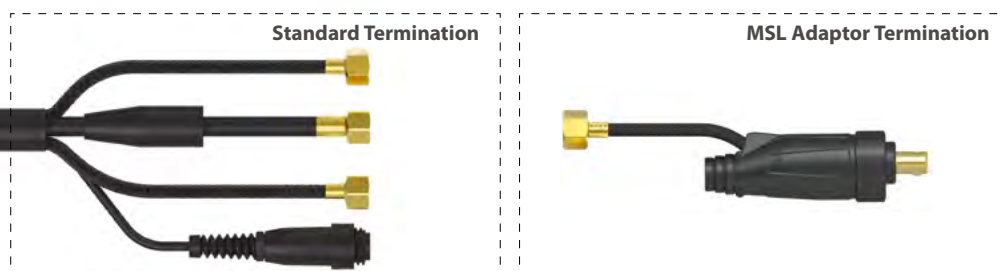
Alternative torch packages can be configured using the configurator on page 17

### Spare Parts

Part No.	Description
1	PWP18SC Torch Body Standard
2	P98W18 Back Cap 'O' Ring
3	P57Y02 Back Cap Long
4	P300M Back Cap Medium
5	P57Y04 Back Cap Short
6	PB5041 Water Hose Clamp 8.7mm
7	P950 Micro Switch Bulbous Button
8	PBRDZ0590 Large Snap on Boot
9	PB10N15 Handle, Large Push on
10	P950-40 Switch and Leads x 12.5ft
	P950-80 Switch and Leads x 25ft
11	P609123 Cable Assembly Cover x 12.5ft
	P609125 Cable Assembly Cover x 25ft

For more information please refer to the following sections:

- Master Wear Parts Table Pages 32-37
- Wear Parts Configuration Table Pages 38-39
- Rear-End / Cable Parts Pages 40-41



# WP 18SC WLD Tig Torch Range

Rating: 410A DC, 290A AC @ 60% duty cycle. Electrode Size: 1.0-4.8mm / 0.040-3/16"

Liquid-Cooled Tig Welding Torch

## Wear Parts

### A Long Gas Lens Ceramic Cups

Part No.	Description	Size	BoreA	
			mm	inch
P54N15L	Long Gas Lens Ceramic Cup	7	11	7/16
P54N16L	Long Gas Lens Ceramic Cup	6	10	3/8
P54N17L	Long Gas Lens Ceramic Cup	5	8	5/16

### B Gas Lens Ceramic Cups

Part No.	Description	Size	BoreA	
			mm	inch
P54N14	Gas Lens Ceramic Cup	8	12.5	11/2
P54N15	Gas Lens Ceramic Cup	7	11	7/16
P54N16	Gas Lens Ceramic Cup	6	10	3/8
P54N17	Gas Lens Ceramic Cup	5	8	5/16
P54N18	Gas Lens Ceramic Cup	4	6	1/4
P54N19	Gas Lens Ceramic Cup	11	17	11/16

### C Collet Bodies

Part No.	Description	BoreA
		mm
PNCB-53	Standard Nose Collet Body	3.4
PNCB-36	H.D. Nose Collet Body Nose	5.0

### D Gas Lens Bodies

Part No.	Description	Electrode Size	
		mm	inch
P18GL16	Gas Lens Body	1.6	1/16
P18GL32	Gas Lens Body	2.4	3/32
P18GL18	Gas Lens Body	3.2	1/8
P18GL53	Gas Lens Body	4.0	5/32
P18GL36	Gas Lens Body	4.8	3/16

### E Heavy Duty Collets

Part No.	Description	Electrode Size	
		mm	inch
P10N25HD	Heavy Duty Collet	3.2	1/8
P54N20HD	Heavy Duty Collet	4.0	5/32
P18C36	Heavy Duty Collet	4.8	3/16


### F Standard Collets

Part No.	Description	Electrode Size	
		mm	inch
P10N22	Standard Collet	1.0	0.040
P10N23	Standard Collet	1.6	1/16
P10N23M	Standard Collet	2.0	5/64
P10N24	Standard Collet	2.4	3/32
P10N25	Standard Collet	3.2	1/8
P54N20	Standard Collet	4.0	5/32

## Standard Collets

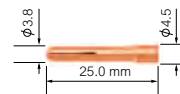
### WLD 17/18/18SC/26

Part No.	Description	Electrode Size	
		mm	inch
P10N21	Standard Collet	0.5	0.020
P10N22	Standard Collet	1.0	0.040
P10N23	Standard Collet	1.6	1/16
P10N23M	Standard Collet	2.0	5/64
P10N24	Standard Collet	2.4	3/32
P10N25	Standard Collet	3.2	1/8




### WLD 9/20

Part No.	Description	Electrode Size	
		mm	inch
P13N20	Standard Collet	0.5	0.020
P13N21	Standard Collet	1.0	0.040
P13N22	Standard Collet	1.6	1/16
P13N22M	Standard Collet	2.0	5/64
P13N23	Standard Collet	2.4	3/32



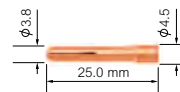
### WLD 18/18SC

Part No.	Description	Electrode Size	
		mm	inch
P54N20	Standard Collet	4.0	5/32



### WLD 20

Part No.	Description	Electrode Size	
		mm	inch
P13N24	Standard Collet	3.2	1/8



### WLD 24W

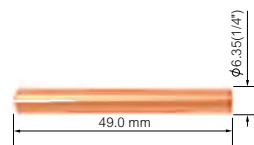
Part No.	Description	Electrode Size	
		mm	inch
P53N14	Standard Collet	1.6	1/16
P53N16	Standard Collet	1.0	0.040
P24C332	Standard Collet	2.4	3/32



## Heavy Duty Collets

### WLD 18SC

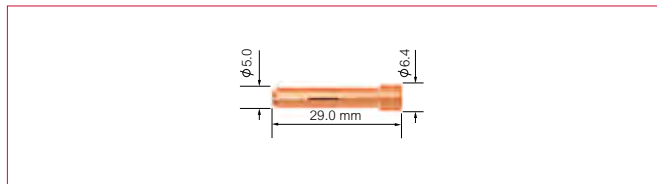
Part No.	Description	Electrode Size	
		mm	inch
P10N25HD	Heavy Duty Collet	3.2	1/8
P54N20HD	Heavy Duty Collet	4.0	5/32
P18C36	Heavy Duty Collet	4.8	3/16



## Stubby Series Collets

### WLD 17/18/26

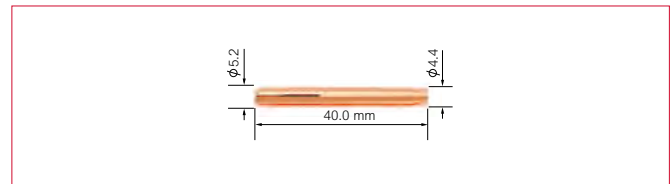
Part No.	Description	Electrode Size	
		mm	inch
P10N21S	Stubby Series Collet	0.5	0.020
P10N22S	Stubby Series Collet	1.0	0.040
P10N23S	Stubby Series Collet	1.6	1/16
P10N24S	Stubby Series Collet	2.4	3/32
P10N25S	Stubby Series Collet	3.2	1/8



## Large Diameter Gas Lens Collets

### WLD 9/20/20S

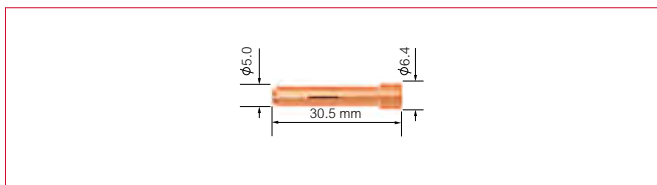
Part No.	Description	Electrode Size	
		mm	inch
P13N20L	Large Diameter Gas Lens Collet	0.5	0.020
P13N21L	Large Diameter Gas Lens Collet	1.0	0.040
P13N22L	Large Diameter Gas Lens Collet	1.6	1/16
P13N23L	Large Diameter Gas Lens Collet	2.4	3/32
P13N24L	Large Diameter Gas Lens Collet	3.2	1/8



## Stubby Series Collets

### WLD 17/18/26


Part No.	Description	Electrode Size	
		mm	inch
PSTB13N20	Stubby Series Collet	0.5	0.020
PSTB13N21	Stubby Series Collet	1.0	0.040
PSTB13N22	Stubby Series Collet	1.6	1/16
PSTB13N22M	Stubby Series Collet	2.0	5/64
PSTB13N23	Stubby Series Collet	2.4	3/32
PSTB13N24	Stubby Series Collet	3.2	1/8



## Standard Collet Bodies

### WLD 17/18/26

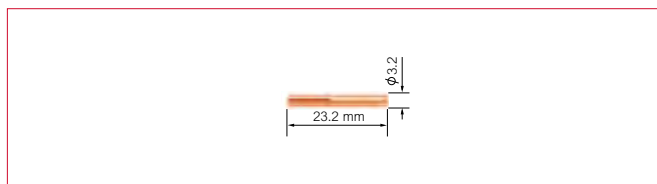
Part No.	Description	Electrode Size	
		mm	inch
P10N28	Standard Collet Body	3.2	1/8
P10N29	Standard Collet Body	0.5	0.020
P10N30	Standard Collet Body	1.0	0.040
P10N31	Standard Collet Body	1.6	1/16
P10N31M	Standard Collet Body	2.0	5/64
P10N32	Standard Collet Body	2.4	3/32



## Gas Lens Collets


### WLD 24W

Part No.	Description	Electrode Size	
		mm	inch
P53N64	Gas Lens Collet	1.6	1/16
P24GLC332	Gas Lens Collet	2.4	3/32



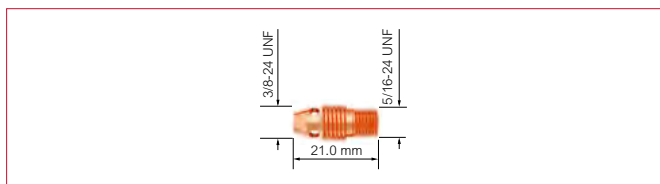
### WLD 18

Part No.	Description	Electrode Size	
		mm	inch
P406488	Standard Collet Body	4.0	5/32



**WLD 9/20**

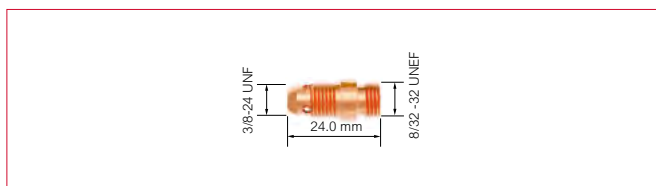
Part No.	Description	Electrode Size	
		mm	inch
P13N25	Standard Collet Body	0.5	0.020
P13N26	Standard Collet Body	1.0	0.040
P13N27	Standard Collet Body	1.6	1/16
P13N27M	Standard Collet Body	2.0	5/64
P13N28	Standard Collet Body	2.4	3/32
P13N29	Standard Collet Body	3.2	1/8



**Stubby Collet Bodies**

**WLD 17/18/26**

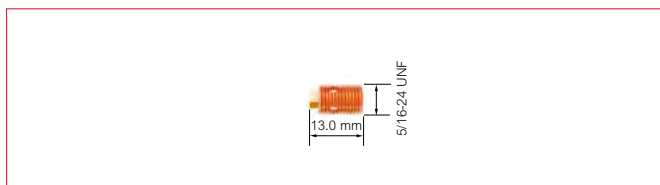
Part No.	Description	Bore
P17CB20	Stubby Collet Body	3.5



**Standard Collet Bodies**

**WLD 24W**

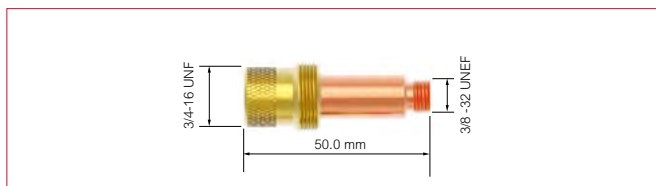
Part No.	Description	Electrode Size	
		mm	inch
P53N18	Standard Collet Body	1.0	0.040
P53N19	Standard Collet Body	1.6	1/16
P24CB332	Standard Collet Body	2.4	3/32



**Gas Lens Bodies**

**WLD 17/18/26**

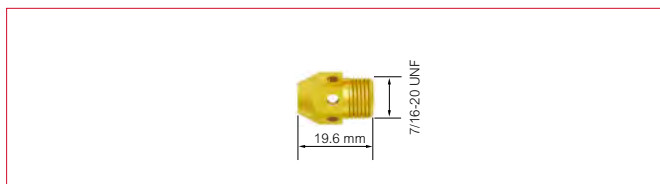
Part No.	Description	Electrode Size	
		mm	
P45V24	Gas Lens Body	1.0	0.040
P45V25	Gas Lens Body	1.6	1/16
P45V25M	Gas Lens Body	2.0	5/64
P45V26	Gas Lens Body	2.4	3/32
P45V27	Gas Lens Body	3.2	1/8
P45V28	Gas Lens Body	4.0	5/32
P45V29	Gas Lens Body	0.5	0.020



**Heavy Duty Collet Bodies**

**WLD 18SC**

Part No.	Description	Bore
PNCB-53	Standard Nose Collet Body	5.0
PNCB-36	Heavy Duty Nose Collet Body	3.4

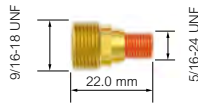


# Wear Parts

## Gas Lens Bodies

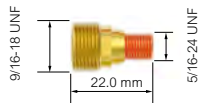
### WLD 9/20/24W

Part No.	Description	Electrode Size	
		mm	inch
P45V41	Gas Lens Body	0.5	0.020
P45V42	Gas Lens Body	1.0	0.040
P45V43	Gas Lens Body	1.6	1/16
P45V43M	Gas Lens Body	2.0	5/64
P45V44	Gas Lens Body	2.4	3/32



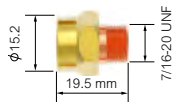
### WLD 9/20

Part No.	Description	Electrode Size	
		mm	inch
P45V45	Gas Lens Body	3.2	1/8



### WLD 18SC

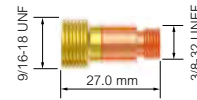
Part No.	Description	Electrode Size	
		mm	inch
P18GL16	Gas Lens Body	1.6	1/16
P18GL32	Gas Lens Body	2.4	3/32
P18GL18	Gas Lens Body	3.2	1/8
P18GL53	Gas Lens Body	4.0	5/32
P18GL36	Gas Lens Body	4.8	3/16



## Stubby Gas Lens Bodies

### WLD 17/18/26


Part No.	Description	Electrode Size	
		mm	inch
PSTB45V41	Stubby Gas Lens Body	0.5	0.020
PSTB45V42	Stubby Gas Lens Body	1.0	0.040
PSTB45V43	Stubby Gas Lens Body	1.6	1/16
PSTB45V43M	Stubby Gas Lens Body	2.0	5/64
PSTB45V44	Stubby Gas Lens Body	2.4	3/32
PSTB45V45	Stubby Gas Lens Body	3.2	1/8



## Large Diameter Gas Lens Bodies

### WLD 17/18/26


Part No.	Description	Electrode Size	
		mm	inch
P45V0204	Large Diameter Gas Lens Body	1.0	0.040
P45V116	Large Diameter Gas Lens Body	1.6	1/16
P45V64	Large Diameter Gas Lens Body	2.4	3/32
P45V63	Large Diameter Gas Lens Body	4.0	5/32
P995795	Large Diameter Gas Lens Body	3.2	1/8



## Large Diameter Gas Lens Bodies

### WLD 9/20

Part No.	Description	Electrode Size	
		mm	inch
P45V0204S	Large Diameter Gas Lens Body	1.0	0.040
P45V116S	Large Diameter Gas Lens Body	1.6	1/16
P45V64S	Large Diameter Gas Lens Body	2.4	3/32
P45V63S	Large Diameter Gas Lens Body	4.0	5/32

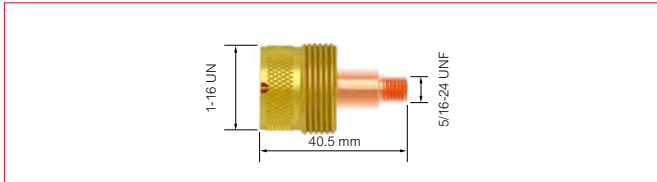




**Standard Ceramic**

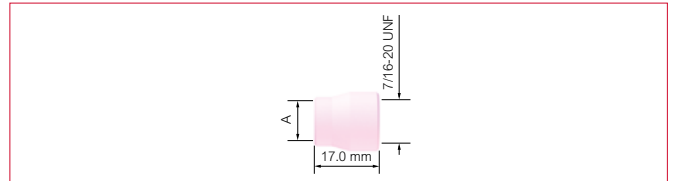
**WLD 20**

Part No.	Description	Electrode Size	
		mm	inch
P995795S	Large Diameter Gas Lens Body	3.2	1/8



**WLD 24W**

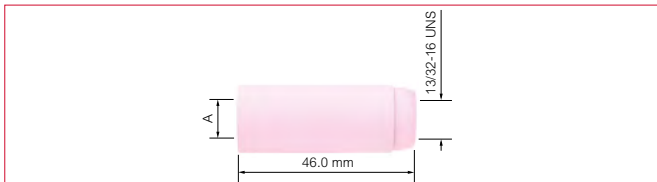
Part No.	Description	Size	BoreA	
			mm	inch
P53N24	Standard Ceramic Cup	4	6	1/4
P53N25	Standard Ceramic Cup	5	8	5/16
P53N27	Standard Ceramic Cup	6	10	3/8



**Standard Ceramic Cups**

**WLD 17/18/26**


Part No.	Description	Size	BoreA	
			mm	inch
P10N44	Standard Ceramic Cup	12	19	3/4
P10N45	Standard Ceramic Cup	10	16	5/8
P10N46	Standard Ceramic Cup	8	12.5	1/2
P10N47	Standard Ceramic Cup	7	11	7/16
P10N48	Standard Ceramic Cup	6	10	3/8
P10N49	Standard Ceramic Cup	5	8	5/16
P10N50	Standard Ceramic Cup	4	6	1/4



**Standard Long Ceramic Cups**

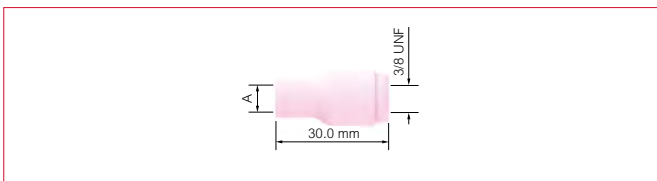
**WLD 17/18/26**

Part No.	Description	Size	BoreA	
			mm	inch
P10N47L	Standard Long Ceramic Cup	7L	11	7/16
P10N48L	Standard Long Ceramic Cup	6L	10	3/8
P10N49L	Standard Long Ceramic Cup	5L	8	5/16



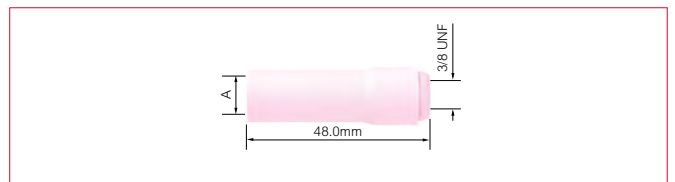
**WLD 9/17/18/20/26**

Part No.	Description	Size	BoreA	
			mm	inch
P13N08	Standard Ceramic Cup	4	6	1/4
P13N09	Standard Ceramic Cup	5	8	5/16
P13N10	Standard Ceramic Cup	6	10	3/8
P13N11	Standard Ceramic Cup	7	11	7/16
P13N12	Standard Ceramic Cup	8	12.5	1/2
P13N13	Standard Ceramic Cup	10	16	5/8



**WLD 9/20**

Part No.	Description	Size	BoreA	
			mm	inch
P796F70	Standard Long Ceramic Cup	3	5	3/16
P796F71	Standard Long Ceramic Cup	4	6	1/4
P796F72	Standard Long Ceramic Cup	5	8	5/16
P796F73	Standard Long Ceramic Cup	6	10	3/8




## Wear Parts

### Extra Long Ceramic Cup

#### WLD 9/20


Part No.	Description	Size	BoreA	
			mm	inch
P796F74	Standard Extra Long Ceramic Cup	3	5	3/16
P796F75	Standard Extra Long Ceramic Cup	4	6	1/4
P796F76	Standard Extra Long Ceramic Cup	5	8	5/16
P796F77	Standard Extra Long Ceramic Cup	6	10	3/8



### Long Gas Lens Ceramic Cups

#### WLD 17/18/18SC/26

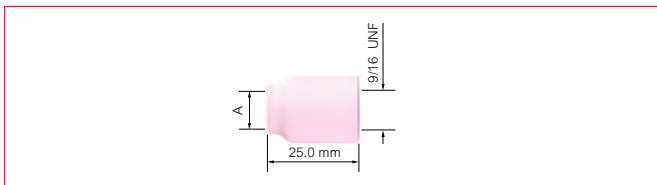
Part No.	Description	Size	BoreA	
			mm	inch
P54N15L	Long Gas Lens Ceramic Cup	7	11	7/16
P54N16L	Long Gas Lens Ceramic Cup	6	10	3/8
P54N17L	Long Gas Lens Ceramic Cup	5	8	5/16



### Gas Lens Cups

#### WLD 9/17/18/20/24W/26

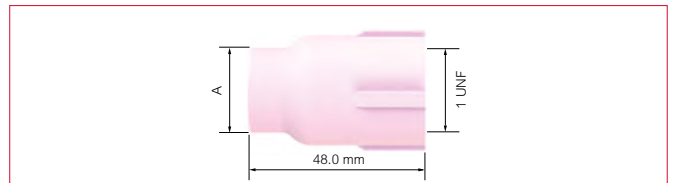
Part No.	Description	Size	BoreA	
			mm	inch
P53N58	Gas Lens Cup	4	6	1/4
P53N59	Gas Lens Cup	5	8	5/16
P53N60	Gas Lens Cup	6	10	3/8
P53N61	Gas Lens Cup	7	11	7/16
P53N61S	Gas Lens Cup	8	12.5	1/2



### Large Diameter Gas Lens Cups

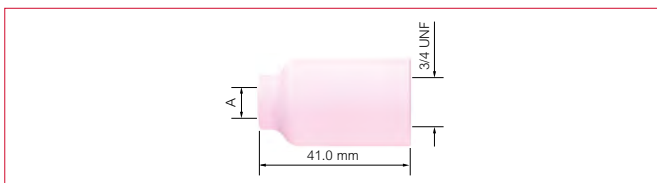
#### WLD 9/17/18/20/26

Part No.	Description	Size	BoreA	
			mm	inch
P57N74	Large Diameter Gas Lens Cup	8	12.5	1/2
P57N75	Large Diameter Gas Lens Cup	6	10	3/8
P53N87	Large Diameter Gas Lens Cup	12	19	3/4
P53N88	Large Diameter Gas Lens Cup	10	16	5/8

















#### WLD 17/18/18SC/26

Part No.	Description	Size	BoreA	
			mm	inch
P54N14	Gas Lens Cup	8	12.5	1/2
P54N15	Gas Lens Cup	7	11	7/16
P54N16	Gas Lens Cup	6	10	3/8
P54N17	Gas Lens Cup	5	8	5/16
P54N18	Gas Lens Cup	4	6	1/4
P54N19	Gas Lens Cup	11	17	11/16
















### WLD 9/20 Series

<b>Standard Series</b>					P796F Range Standard Extra Long Ceramic Cup
	P598882 Gasket	P13N Range Standard Collet	P13N Range Standard Collet Body		P796F Range Standard Long Ceramic Cup
					P13N Range Standard Ceramic Cup
<b>Gas Lens Series</b>					P53N Range Gas Lens Ceramic Cup
	P598882 Gasket	P13N Range Standard Collet	P45V Range Gas Lens Body		
<b>Large Gas Lens Series</b>					Large Diameter Gas Lens Ceramic Cup
	P54N63-20 Gasket	P13NL Range Large Diameter Gas Lens Collet	P45V Range Large Diameter Gas Lens Body		

\* Wear parts Part No. and sizes are available on pages 32-37

### WLD 17/18/26 Series


<b>Standard Series</b>					P10N Range Standard Long Ceramic Cup	
	P18CG Gasket	P10N Range Standard Collet	P10N Range Standard Collet Body		P10N Range Standard Ceramic Cup	
<b>Stubby Series</b>					P13N Range Standard Ceramic Cup	
	P18CG20 Gasket	P10N Range Stubby Collet	P17CB20 Stubby Collet Body			
<b>Gas Lens Series</b>						P54N Range Long Gas Lens Ceramic Cup
	P18CG Gasket	P54N01 Gasket	P10N Range Standard Collet	P45 Range Gas Lens Body		P54N Range Gas Lens Ceramic Cup

## Wear Parts Configuration Tables

### Stubby Gas Lens Series



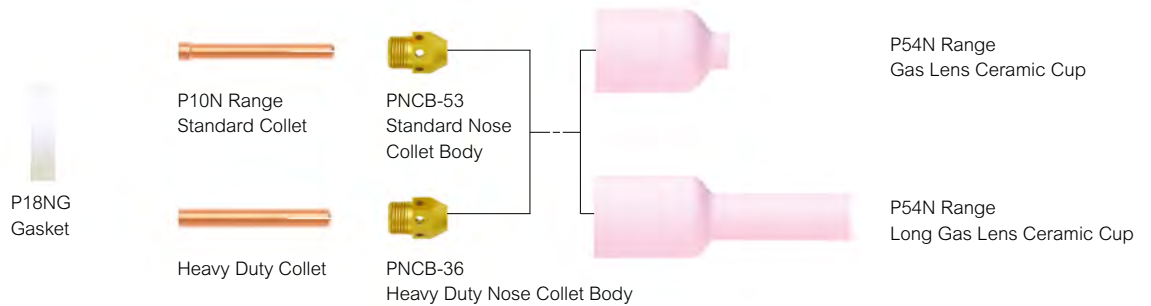
### Large Gas Lens Series



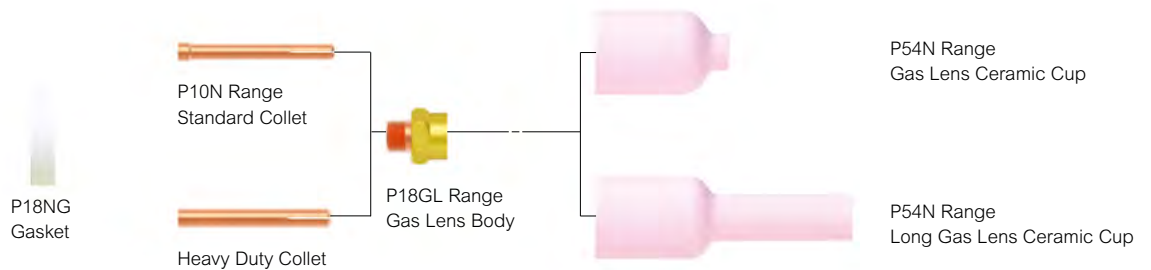
\* Wear parts Part No. and sizes are available on pages 32-37

## WLD 18SC Series

### Standard Series



### Gas Lens Series



\* Wear parts Part No. and sizes are available on pages 32-37

## WLD 24W Series


### Standard Series



\* Wear parts Part No. and sizes are available on pages 32-37


**WP 9/17**

Part No.	Description
1 P0315071	Insulation Boot
2 *P57Y01-#	Power Cable x 12.5ft PVC
*P57Y03-#	Power Cable x 25ft PVC
*P57Y01RB-#	Power Cable x 12.5ft Rubber
*P57Y03RB-#	Power Cable x 25ft Rubber
3 PML3550-#-M-GS#	Power Adaptor



**WP 26**


Part No.	Description
1 P0315071	Insulation Boot
2 *P46V28-#	Power Cable x 12.5ft PVC
*P46V30-#	Power Cable x 25ft PVC
*P46V28R-#	Power Cable x 12.5ft Rubber
*P46V30R-#	Power Cable x 25ft Rubber
3 PML3550-#-L-GS#	Power Adaptor



## Euuk Termination


### WP 20/24W

Part No.	Description
1 P0315071	Insulation Boot
2 *P45V03-#	Power Cable x 12.5ft PVC
*P45V04-#	Power Cable x 25ft PVC
3 *P45V07-WF#	Water Feed Hose x 12.5ft PVC
*P45V08-WF#	Water Feed Hose x 25ft PVC
4 *P45V09-GS#	Gas Supply Hose x 12.5ft O/B
*P45V10-GS#	Gas Supply Hose x 25ft O/B
5 PML3550-#-S-WR#	Power Adaptor



### WP 18/18SC

Part No.	Description
1 P0315071	Insulation Boot
2 *P40V64-#	Power Cable x 12.5ft PVC
*P41V29-#	Power Cable x 25ft PVC
*P40V64RB-#	Power Cable 12.5ft Rubber
*P41V29RB-#	Power Cable x 25ft Rubber
3 *P45V07-WF#	Water Feed Hose x 12.5ft PVC
*P45V08-WF#	Water Feed Hose x 25ft PVC
*P45V07OB-WF#	Water Feed Hose x 12.5ft O/B
*P45V08OB-WF#	Water Feed Hose x 25ft O/B
4 *P45V09-GS#	Gas Supply Hose x 12.5ft PVC
*P45V10-GS#	Gas Supply Hose x 25ft PVC
*P45V09OB-GS#	Gas Supply Hose x 12.5ft O/B
*P45V10OB-GS#	Gas Supply Hose x 25ft O/B
5 *PML3550-#-M-WR#	Power Adaptor 3/8" BSP







Jinan Export Processing Zone  
The East End Of Jing Shi Dong Road  
Jinan 250102  
P.R. China

Tel: +86 531 88239823  
Fax: +86 531 88239398  
Website: [www.parkertorchology.com](http://www.parkertorchology.com)  
Email: [info@parkertorchology.com](mailto:info@parkertorchology.com)  
MPP023 / V.2019.06