

SUREGRIP PULL-MIG
MIG/MAG SERIES



Welding Tools for the Professional

A Smart Approach

Parker Torchology is shaped by people with vision, a passion for improvement and a belief in delivering the very best Welding and Cutting Torch Range in the World.

We expect a great deal from our products, so we ask a lot of ourselves and our engineers.

Our mantra: **Innovation, Technology, Performance.**



DNA

Design and Engineering excellence are at the core of everything we do.

Every torch we build is driven by our relentless pursuit of perfection.

Premium Features

At Parker Torchology we do things differently, we strive to solve your problems with the perfect product to suit your needs. We create smart product features encased in cutting-edge design to ensure you always have the best tools to hand.





Production


A fusion of precision production engineering, our bespoke processing techniques and a fanatical attention to detail ensures every welding torch we produce is worthy of the Parker Torchology name.

Testing, Testing, Testing

It takes patience to develop a new product, it's a lot more than a great idea.

Product development is an iterative process, trying something over and over, changing one small variable at a time.

We build endless prototypes and test pieces that undergo months of rigorous testing. Only once a product has passed up to 88 different test procedures, with every single part tested separately do we consider our latest designs ready for market.



Partners

Our customers and business partners play a vital role in our development. With the core aim to strive together, we work with end users, distributors and academic institutions alike.

As a result we share fundamental values in order to succeed in our respective market places, supporting economic growth and collaborative opportunities with others.



A Bright Future

Technology doesn't stand still, which is why we are constantly innovating to bring you the best products on the market.

Our strong vision and focused innovation strategy, not to mention our passion to revolutionize the industry, ensure that Parker Torchology is a byword for excellence.

We Talk Torches

Contents

	Suregrip Pull-Mig/Mag Torch Range Features Focus	6
	Suregrip Pull-Mig/Mag Torch Range Overview and Ratings	10
	Pull-Mig/Mag Specification Information	
	Torch Package Configurator	11
	<hr/>	
	Torch Range	
Air-Cooled	Suregrip Pull-Mig/Mag SGP 240A	12
	Suregrip Pull-Mig/Mag SGP 360A	14
	<hr/>	
Liquid-Cooled	Suregrip Pull-Mig/Mag SGP 240W	16
	Suregrip Pull-Mig/Mag SGP 401W	18
	<hr/>	
	Wear Parts	
	Nozzles	20
	Contact Tips	21
	Tip Adaptors	22
	Diffusers	22
	Liners	23
	<hr/>	
	Rear-End Spare Parts	25

Suregrip Pull-Mig/Mag Gun Range

Air-Cooled Features Focus

Air-Cooled

A motorized on torch feed system for long distances and precise control of soft wires.

Welding Tools for the Professional



100% Binzel® Wear Parts Compatibility Guaranteed

Quality Wear Parts

All wear parts are manufactured to the same specification as the original manufacturer ensuring reliability, longevity and superior performance

- The same wear parts are utilized as standard BZL ranges minimizing stock handling
- Contact tips are manufactured using high quality copper alloys
- High-performance tip adaptors, diffusers and swan necks

Ergonomics – For Comfort and Handleability

Every detail has been considered to ensure the welder has the very best handling

- Large surface area soft grips for improved balance and positionability
- The addition of a knuckle joint enables small movements of the handle and neck independently of the cable assembly
- Cable supports are designed to combine flexibility with smooth and consistent wire feed



Superior Visibility

Functionality and ease of access

- Quick and easy referencing of all moving parts
- Flip up cover enables rapid access for wire changes minimizing downtime

Features Focus

World Class Welding Performance



Speed Control / Tension

Optional wire feed regulation

- Consistent and problem-free wire feeding
- Quick and easy feed roller pressure regulated precisely and easily directly on the handle
- Variable speed control at the handle
- Transparent window for quick and easy reference to all moving parts
- 24V or 42V Feed Motors

Ease of Maintenance

Functionality and ease of repair

- Screwless design solutions and Euro housing sets ensure minimum downtime and productivity – No tools required!
- Euro bodies utilize the industry standard (thanks to us!) spring pins



The Smart Way To Buy Welding and Cutting Tools



Suregrip Pull-Mig/Mag Gun Range

Liquid-Cooled Features Focus

Liquid-Cooled

A motorized on torch feed system for long distances and precise control of soft wires.

Welding Tools for the Professional



100% Binzel® Wear Parts Compatibility Guaranteed

Premium Performance Wear Parts


All front-end wear parts are manufactured to improve current transfer and increase component longevity and ensure superior performance

- Contact tips are manufactured from premium grade copper alloys; we don't sacrifice performance by using low end or recycled raw materials
- Optional high conductivity tip adaptors and heavy duty diffusers are available

Swan Necks

Engineered For Extended Service Life

- Chrome plated nozzle seat provides extra durability
- Tip adaptor seats produced from a special grade copper alloy for increased service life



Ergonomics – For Comfort and Handleability

Every detail has been considered to ensure the welder has the very best handling

- Large surface area soft grips for improved balance and positionability
- The addition of a knuckle joint enables small movements of the handle and neck independently of the cable assembly
- Cable supports are designed to combine flexibility with smooth and consistent wire feed

Features Focus

World Class Welding Performance



Speed Control / Tension

Optional wire feed regulation

- Consistent and problem-free wire feeding
- Quick and easy feed roller pressure regulated precisely and easily directly on the handle
- Variable speed control at the handle
- Transparent window for quick and easy reference to all moving parts
- 24V or 42V Feed Motors

Superior Flexibility and Durability

Hydroflex cable systems

- Cable set materials enhanced to increase service life
- High grade outer liner material prolongs flex life, over 1 million flexes in tests
- The copper conductor is coated to prevent premature corrosion from poor quality water and coolant additives



The Smart Way To Buy Welding and Cutting Tools



Suregrip Pull-Mig/Mag Torch Range

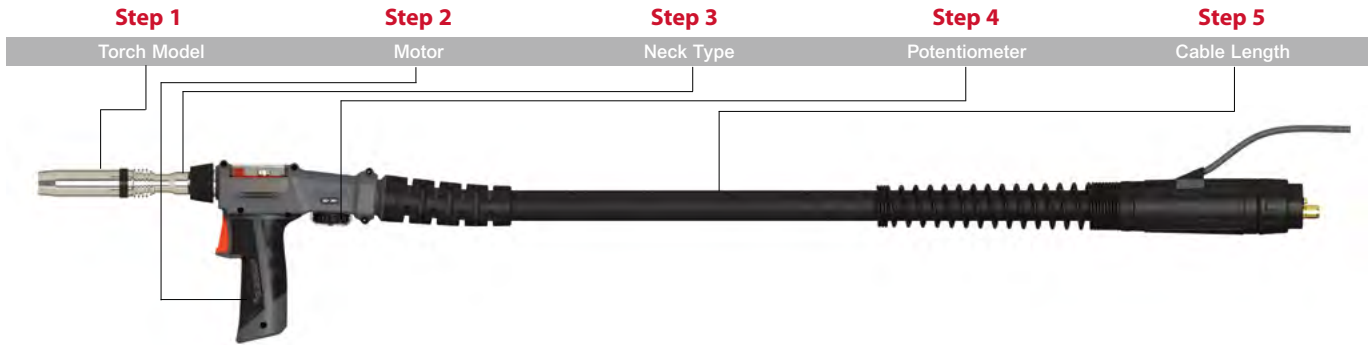
Ratings: 220 Amp to 350 Amp, Mixed Gas



Model	SGP 240A	SGP 360A	SGP 240W	SGP 401W
Technical Data				
Cooling Method	Air-Cooled	Air-Cooled	Liquid-Cooled	Liquid-Cooled
Rating: CO ₂	250A	300A	270A	400A
Rating: Mixed Gas	220A	270A	240A	350A
Duty Cycle	60%	60%	100%	100%
Wire Size:	0.8-1.2	0.8-1.2	0.8-1.2	1.0-1.6
Motor Voltage	24V and 42V	24V and 42V	24V and 42V	24V and 42V
Motor Life	3000 Hours	3000 Hours	3000 Hours	3000 Hours
Minimum Water Flow	-	-	1.2 l/min	1.2 l/min
Minimum Water Inlet Pressure	-	-	2.0Bar	2.0Bar
Minimum Cooling Requirements	-	-	1100W	1600W
Maximum Water Inlet Pressure	-	-	5.0Bar	5.0Bar
Maximum Water Inlet Temperature	-	-	50°C	50°C
Order Codes	SGP2400-42-A180-80ER	SGP3600-42-A45-80ER	SGP2400W-42-W45-80ER	SGP4001-42-W45-80ER
8mt		SGP3600-42-A180-80ER	SGP2400W-42-W180-80ER	SGP4001-42-W180-80ER

Suregrip Pull-Mig/Mag Torch Range

Torch Package Configurator



Ordering Information

Torch package part numbering is configured using the simple 5 stage system outlined below:

1. Select the correct model of torch
2. Select the motor voltage required
3. Select the torch neck type
4. Select the potentiometer value if required
5. Select the cable length required

Example: SGP3600-24-A45-P1-80ER



Suregrip Pull-Mig 360A Air-Cooled Torch Package c/w 24V Motor, 45° Swan Neck, 1K Potentiometer x 8mt

Step 1		Step 2		Step 3		Step 4		Step 5	
Torch Model		Motor		Swan Neck		Potentiometer		Length	
Part No.	Description	Part No.	Description	Part No.	Description	Part No.	Description	Part No.	Description
SGP2400	SGP240 Air-Cooled Package	A45	Air-Cooled Swan Neck Assembly 45°	80ER	Cable Assembly x 8mt	P1	Potentiometer Kit 1K Ω		
SGP3600	SGP360 Air-Cooled Package	A180	Air-Cooled Straight Neck Assembly			P5	Potentiometer Kit 5K Ω		
SGP2400W	SGP240 Liquid-Cooled Package	W45	Liquid-Cooled Swan Neck Assembly 45°			P10	Potentiometer Kit 10K Ω		
SGP4001	SGP401 Liquid-Cooled Package	W180	Liquid-Cooled Straight Neck Assembly			P25	Potentiometer Kit 25K Ω		
						N	No Potentiometer		
Part No.	Description								
24	Motor 24V DC								
42	Motor 42V DC								

SGP 240A Suregrip Pull-Mig/Mag Torch Range

Rating: 250A CO₂, 220A mixed gas, EN60974-7 @ 60% duty cycle. 0.8 to 1.2mm wires

Air-Cooled Mig Welding Torch



All torch packages are supplied with a speed control board, hard and soft wire liners/drive rolls, soft liner cutter and angle sharpener

Model

Description	Part No.
Suregrip 42V Pull-Mig Torch Package Straight Neck x 8mt	8mt SGP2400-42-A180-80ER
Torch packages can be fitted with an optional wire speed control Potentiometer	

Alternative torch packages can be configured using the configurator on page 11

Wear Parts

A Nozzles

Part No.	Description	Bore	Wall	Material
PB2415	Cylindrical Nozzle	17.2	1.40mm	Cu
*PB2416	Conical Nozzle	12.6	1.40mm	Cu
PB2417	Tapered Nozzle	10.0	1.40mm	Cu

B Contact Tips

Part No.	Description	Material	Wire Size	
			mm	Inch
PB2504-09	Contact Tip	Cu	0.9	0.035
PB2504-10	Contact Tip	Cu	1.0	0.040
PB2504-12	Contact Tip	Cu	1.2	0.045
PB2504-10A	Contact Tip	Cu	1.0	0.040
*PB2504-12A	Contact Tip	Cu	1.2	0.045
PB2505-08	Contact Tip	CuCrZr	0.8	0.030
PB2505-10	Contact Tip	CuCrZr	1.0	0.040
PB2505-12	Contact Tip	CuCrZr	1.2	0.045
PB2505-12A	Contact Tip	CuCrZr	1.2	0.045

C Tip Adaptors

Part No.	Description	Material
*PB2412	Tip Adaptor	Brass

D Diffusers

Part No.	Description	Colour	Material
PB2405B	Diffuser	Black	DMC3
*PB2405C	Diffuser	White	Ceramic
PB2405W	Diffuser	White	DMC3
PB2405S	Diffuser	Red	Silicon

E Liner

Part No.	Description	Length	Wire Size
*PB2564-80	Polyamide Liner x 8mt	8.6mt	1.0-1.2

Cable Parts

Description	Part No.
8mt	
11 Outer Liner Assembly	PGP3608-80
12 Gas Hose Assembly	PGP36413-80
13 Power Cable Assembly	PGP36015-80
14 Switch Lead Assembly	PGP36410-80

*Denotes torch package standard wear part set-up
For more information please refer to the following sections:
• Master Wear Parts Table Page 20-24
• Rear-End / Cable Parts Page 25

SGP 240A Suregrip Pull-Mig/Mag Torch Range

Rating: 250A CO₂, 220A mixed gas, EN60974-7 @ 60% duty cycle. 0.8 to 1.2mm wires

Air-Cooled Mig Welding Torch

Spare Parts


Part No.	Description
1	PSP2401A Straight Neck Assembly
2	PGP3602A Jump Liner
3	9×1.5 O ring
4	7×1.5 O ring
5	PGP36006 Jump Liner Nipple
6	PGP36402 Pressure Arm Assembly
7	PGP36402B Tension Knob
8	PGP36402R Pressure Roll
9	PGP36001 Motor Body
10	P15400023 Hose Clamp 10.0mm
15	PGP3208 Handle Cable Support
16	PGP36419-80 Canvas Cover Assembly
17	PKA3X20 Handle Screw Pack
18	PGP2515/KJ Push Pull Handle Assembly
19	PGP2514/C Push Pull Handle Cover
20	PGP2514/C Push Pull Handle Connector Module
21	PGP0807-1 Potentiometer Kit 1K
	PGP0807-5 Potentiometer Kit 5K
	PGP0807-10 Potentiometer Kit 10K
	PGP0807-25 Potentiometer Kit 25K

Part No.	Description
22	PGP2516 Trigger
23	PGPMS1 Motor Screw Pack
24	SGP8224W-08 Drive Roll For Steel Wire ϕ 0.8
	SGP8224W-09 Drive Roll For Steel Wire ϕ 0.9
	SGP8224W-10 Drive Roll For Steel Wire ϕ 1.0
	SGP8224W-12 Drive Roll For Steel Wire ϕ 1.2
	SGP8224W-16 Drive Roll For Steel Wire ϕ 1.6
	SGP8224W-08U Drive Roll For Aluminium Wire ϕ 0.8
	SGP8224W-09U Drive Roll For Aluminium Wire ϕ 0.9
	SGP8224W-10U Drive Roll For Aluminium Wire ϕ 1.0
	*SGP8224W-12U Drive Roll For Aluminium Wire ϕ 1.2
	SGP8224W-16U Drive Roll For Aluminium Wire ϕ 1.6
25	SGP8224-24 Motor 24V DC
	SGP8224-42 Motor 42V DC

SGP 360A Suregrip Pull-Mig/Mag Torch Range

Rating: Long Neck+M8 Tip: 300A CO₂ 270A mixed gas, EN60974-7 @ 60% duty cycle. 0.8 to 1.2mm wires
Short Neck+M8 Tip: 270A CO₂ 250A mixed gas, EN60974-7 @ 60% duty cycle. 0.8 to 1.2mm wires

Air-Cooled Mig Welding Torch



All torch packages are supplied with a speed control board, hard and soft wire liners/drive rolls, soft liner cutter and angle sharpener

Model

Description	Part No.
	8mt
Suregrip 42V Pull-Mig Torch Package 45° Neck x 8mt	SGP3600-42-A45-80ER
Suregrip 42V Pull-Mig Torch Package Straight Neck x 8mt	SGP3600-42-A180-80ER
Torch packages can be fitted with an optional wire speed control Potentiometer	

Alternative torch packages can be configured using the configurator on page 11

Wear Parts

A Nozzles

Part No.	Description	Bore	Wall	Material
PB3615	Cylindrical Nozzle	19.0	2.25mm	Cu
*PB3616	Conical Nozzle	16.1	2.25mm	Cu
PB3617	Tapered Nozzle	12.0	2.25mm	Cu

D Diffusers

Part No.	Description	Colour	Material
PB3605B	Diffuser	Black	DMC3
*PB3605C	Diffuser	White	Ceramic
PB3605W	Diffuser	White	DMC3

B Contact Tips

Part No.	Description	Material	Wire Size
			mm Inch
PB2504-08	Contact Tip	Cu	0.8 0.030
PB2504-10	Contact Tip	Cu	1.0 0.040
PB2504-12	Contact Tip	Cu	1.2 0.045
PB2504-10A	Contact Tip	Cu	1.0 0.040
PB4014-08	Contact Tip	Cu	0.8 0.030
PB4014-10	Contact Tip	Cu	1.0 0.040
PB4014-12	Contact Tip	Cu	1.2 0.045
*PB4014-12A	Contact Tip	Cu	1.2 0.045

E Liner

Part No.	Description	Length	Wire Size
			mm
*PB2564-80	Polyamide Liner x 8mt	8.6mt	1.0-1.2

C Tip Adaptors

Part No.	Description	Material
PB3612	Tip Adaptor	Brass
PB3613	Tip Adaptor	Brass
*PB3614	Tip Adaptor	Brass

Cable Parts

Description	Part No.
	8mt
11 Outer Liner Assembly	PGP3608-80
12 Gas Hose Assembly	PGP36413-80
13 Power Cable Assembly	PGP36015-80
14 Switch Lead Assembly	PGP36410-80

*Denotes torch package standard wear part set-up
For more information please refer to the following sections:
•Master Wear Parts Table Page 20-24
•Rear-End / Cable Parts Page 25

SGP 360A Suregrip Pull-Mig/Mag Torch Range

Rating: Long Neck+M8 Tip: 300A CO₂ 270A mixed gas, EN60974-7 @ 60% duty cycle. 0.8 to 1.2mm wires

Short Neck+M8 Tip: 270A CO₂ 250A mixed gas, EN60974-7 @ 60% duty cycle. 0.8 to 1.2mm wires

Air-Cooled Mig Welding Torch

Spare Parts

Part No.	Description
1	SGP3603 Swan Neck Assembly 45°
2	SGP3603A Straight Neck Assembly
3	PGP3602 Jump Liner
4	PGP3602A Jump Liner
5	PGP36006 Jump Liner Nipple
6	PGP36402 Pressure Arm Assembly
7	PGP36402B Tension Knob
8	PGP36402R Pressure Roll
9	PGP36001 Motor Body
10	P15400023 Hose Clamp 10.0mm
15	PGP3208 Handle Cable Support
16	PGP36419-80 Canvas Cover Assembly
17	PKA3X20 Handle Screw Pack
18	PGP2515/KJ Push Pull Handle Assembly
19	PGP2514/C Push Pull Handle Cover
20	PGP2515DM0 Push Pull Handle Connector Module
21	PGP0807-1 Potentiometer Kit 1K
	PGP0807-5 Potentiometer Kit 5K
	PGP0807-10 Potentiometer Kit 10K
	PGP0807-25 Potentiometer Kit 25K


Part No.	Description
22	PGP2516 Trigger
23	PGPMS1 Motor Screw Pack
24	SGP8224W-08 Drive Roll For Steel Wire ϕ 0.8
	SGP8224W-09 Drive Roll For Steel Wire ϕ 0.9
	SGP8224W-10 Drive Roll For Steel Wire ϕ 1.0
	SGP8224W-12 Drive Roll For Steel Wire ϕ 1.2
	SGP8224W-16 Drive Roll For Steel Wire ϕ 1.6
	SGP8224W-08U Drive Roll For Aluminium Wire ϕ 0.8
	SGP8224W-09U Drive Roll For Aluminium Wire ϕ 0.9
	SGP8224W-10U Drive Roll For Aluminium Wire ϕ 1.0
	*SGP8224W-12U Drive Roll For Aluminium Wire ϕ 1.2
	SGP8224W-16U Drive Roll For Aluminium Wire ϕ 1.6
25	SGP8224-24 Motor 24V DC
	SGP8224-42 Motor 42V DC
26	9×1.5 O ring
27	7×1.5 O ring

*Note: Rating: 270A CO₂ 250A mixed gas @60% duty cycle when using SG3603A neck

SGP 240W Suregrip Pull-Mig/Mag Torch Range

Rating: 270A CO₂, 240A mixed gas, EN60974-7 @ 100% duty cycle. 0.8 to 1.2mm wires

Liquid-Cooled Mig Welding Torch



Model

Description	Part No.
	8mt
Suregrip 42V Pull-Mig Torch Package 45° Neck x 8mt	SGP2400W-42-W45-80ER
Suregrip 42V Pull-Mig Torch Package Straight Neck x 8mt	SGP2400W-42-W180-80ER
Torch packages can be fitted with an optional wire speed control Potentiometer	

Alternative torch packages can be configured using the configurator on page 11

Wear Parts

A Nozzles

Part No.	Description	Bore	Wall	Material
PB2415	Cylindrical Nozzle	17.2	1.40mm	Cu
*PB2416	Conical Nozzle	12.6	1.40mm	Cu
PB2417	Tapered Nozzle	10.0	1.40mm	Cu

B Contact Tips

Part No.	Description	Material	Wire Size
			mm Inch
PB2504-08	Contact Tip	Cu	0.8 0.030
PB2504-10	Contact Tip	Cu	1.0 0.040
PB2504-12	Contact Tip	Cu	1.2 0.045
*PB2504-12A	Contact Tip	Cu	1.2 0.045

C Tip Adaptors

Part No.	Description	Material
*PB2412	Tip Adaptor	Brass

D Diffusers

Part No.	Description	Colour	Material
PB2405B	Diffuser	Black	DMC3
*PB2405C	Diffuser	White	Ceramic
PB2405W	Diffuser	White	DMC3
PB2405S	Diffuser	Red	Silicon

E Liner

Part No.	Description	Length	Wire Size
			mm
*PB2564-80	Polyamide Liner x 8mt	8.6mt	1.0-1.2

Cable Parts

Description	Part No.
	8mt
10 Outer Liner Assembly	PGP4008-80
11 Gas Hose Assembly	PGP36413-80
12 Water Inlet Hose Assembly	PGP40112-80
13 Power Cable Assembly	PGP40115-80
14 Switch Lead Assembly	PGP36410-80

*Denotes torch package standard wear part set-up
For more information please refer to the following sections:
• Master Wear Parts Table Page 20-24
• Rear-End / Cable Parts Page 25

SGP 240W Suregrip Pull-Mig/Mag Torch Range

Rating: 270A CO₂, 240A mixed gas, EN60974-7 @ 100% duty cycle. 0.8 to 1.2mm wires

Liquid-Cooled Mig Welding Torch

Spare Parts

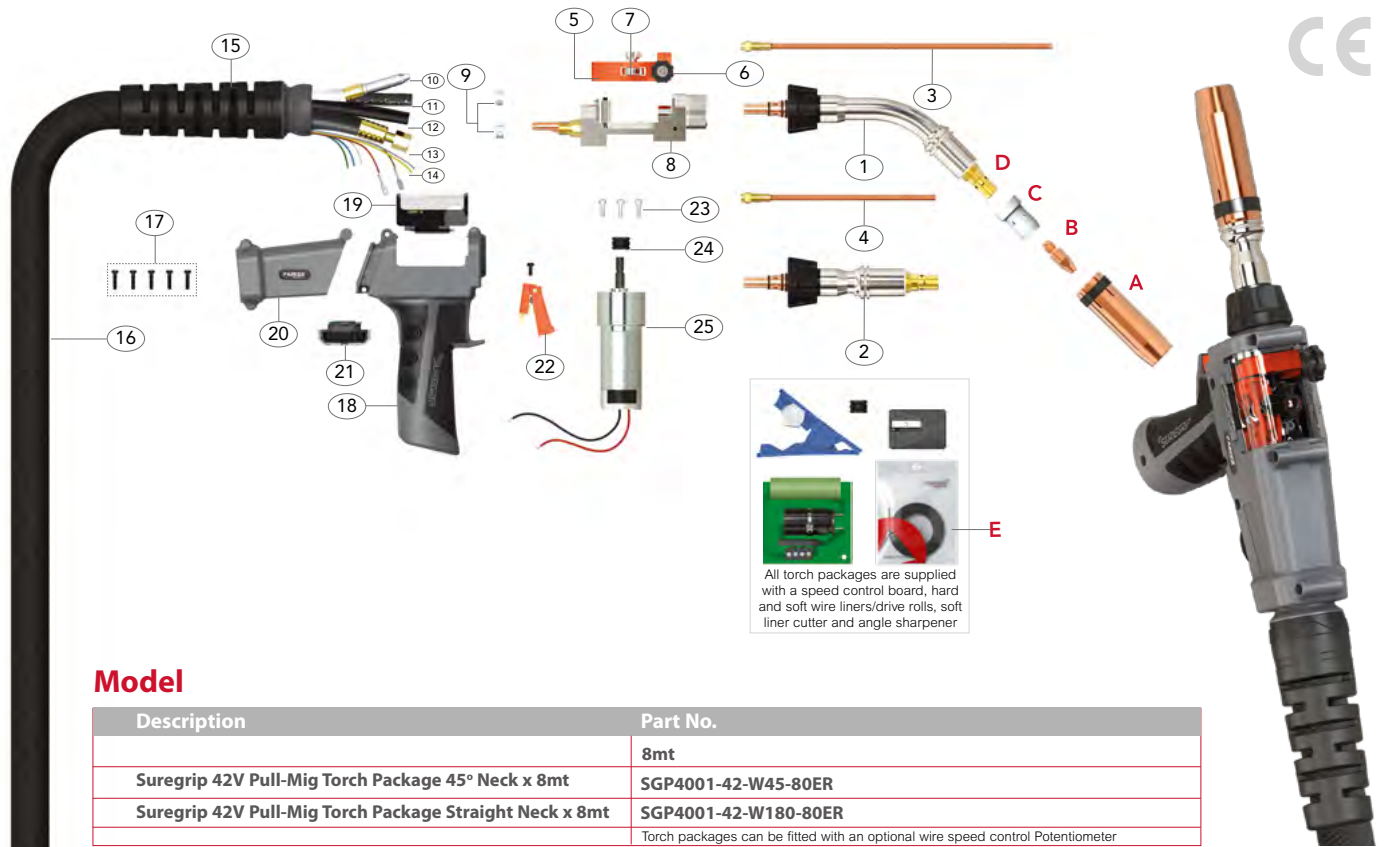
Part No.	Description
1	SGP2409 Swan Neck Assembly 45°
2	SGP2409A Straight Neck Assembly
3	PGP2402 Jump Liner c/w Nipple
4	PGP2402A Jump Liner c/w Nipple
5	PGP36402 Pressure Arm Assembly
6	PGP36402B Tension Knob
7	PGP36402R Pressure Roll
8	PGP40101 Motor Body
9	P15400023 Hose Clamp 10.0mm
15	PGP3208 Handle Cable Support
16	PGP36419-80 Canvas Cover Assembly
17	PKA3X20 Handle Screw Pack
18	PGP2515/KJ Push Pull Handle Assembly
19	PGP2514/C Push Pull Handle Cover
20	PGP2515DM0 Push Pull Handle Connector Module
21	PGP0807-1 Potentiometer Kit 1K
	PGP0807-5 Potentiometer Kit 5K
	PGP0807-10 Potentiometer Kit 10K
	PGP0807-25 Potentiometer Kit 25K

Part No.	Description
22	PGP2516 Trigger
23	PGPMS1 Motor Screw Pack
24	SGP8224W-08 Drive Roll For Steel Wire ϕ 0.8
	SGP8224W-09 Drive Roll For Steel Wire ϕ 0.9
	SGP8224W-10 Drive Roll For Steel Wire ϕ 1.0
	SGP8224W-12 Drive Roll For Steel Wire ϕ 1.2
	SGP8224W-16 Drive Roll For Steel Wire ϕ 1.6
	SGP8224W-08U Drive Roll For Aluminium Wire ϕ 0.8
	SGP8224W-09U Drive Roll For Aluminium Wire ϕ 0.9
	SGP8224W-10U Drive Roll For Aluminium Wire ϕ 1.0
	*SGP8224W-12U Drive Roll For Aluminium Wire ϕ 1.2
	SGP8224W-16U Drive Roll For Aluminium Wire ϕ 1.6
25	SGP8224-24 Motor 24V DC
	SGP8224-42 Motor 42V DC

SGP 401W Suregrip Pull-Mig/Mag Torch Range

Rating: 400A CO₂, 350A mixed gas, EN60974-7 @ 100% duty cycle. 1.0 to 1.6mm wires

Liquid-Cooled Mig Welding Torch



Model

Description	Part No.
	8mt
Suregrip 42V Pull-Mig Torch Package 45° Neck x 8mt	SGP4001-42-W45-80ER
Suregrip 42V Pull-Mig Torch Package Straight Neck x 8mt	SGP4001-42-W180-80ER
Torch packages can be fitted with an optional wire speed control Potentiometer	

Alternative torch packages can be configured using the configurator on page 11

Wear Parts

A Nozzles

Part No.	Description	Bore	Wall	Material
PB5027	Cylindrical Nozzle	19.0	2.50mm	Cu
*PB5028	Conical Nozzle	16.0	2.50mm	Cu
PB5028HD	Conical Nozzle	16.0	3.20mm	Cu
PB5029	Tapered Nozzle	14.0	2.50mm	Cu

B Contact Tips

Part No.	Description	Material	Wire Size	
			mm	Inch
PB4014-08	Contact Tip	Cu	0.8	0.030
PB4014-10	Contact Tip	Cu	1.0	0.040
PB4014-12	Contact Tip	Cu	1.2	0.045
*PB4014-12A	Contact Tip	Cu	1.2	0.045

C Diffusers

Part No.	Description	Colour	Material
PB5005B	Diffuser	Black	DMC3
*PB5005C	Diffuser	White	Ceramic
PB5005W	Diffuser	White	DMC3
PB5005H	Diffuser High Performance	Black	HPP

D Tip Adaptors

Part No.	Description	Material
*PB5001	Tip Adaptor	Brass
PB5001C-R	Tip Adaptor	CuCrZr

E Liner

Part No.	Description	Length	Wire Size
			mm
*PB2564-80	Polyamide Liner x 8mt	8.6mt	1.0-1.2

Cable Parts

Description	Part No.
	8mt
10 Outer Liner Assembly	PGP4008-80
11 Gas Hose Assembly	PGP36413-80
12 Water Inlet Hose Assembly	PGP40112-80
13 Power Cable Assembly	PGP40115-80
14 Switch Lead Assembly	PGP36410-80

*Denotes torch package standard wear part set-up
For more information please refer to the following sections:
• Master Wear Parts Table Page 20-24
• Rear-End / Cable Parts Page 25

SGP 401W Suregrip Pull-Mig/Mag Torch Range

Rating: 400A CO₂, 350A mixed gas, EN60974-7 @ 100% duty cycle. 1.0 to 1.6mm wires

Liquid-Cooled Mig Welding Torch



Spare Parts

Part No.	Description
1	SGP4011 Swan Neck Assembly 45°
2	SGP4011A Straight Neck Assembly
3	PGP4002 Jump Liner c/w Nipple
4	PGP4002A Jump Liner c/w Nipple
5	PGP36402 Pressure Arm Assembly
6	PGP36402B Tension Knob
7	PGP36402R Pressure Roll
8	PGP40101 Motor Body
9	P15400023 Hose Clamp 10.0mm
15	PGP3208 Handle Cable Support
16	PGP36419-80 Canvas Cover Assembly
17	PKA3X20 Handle Screw Pack
18	PGP2515/KJ Push Pull Handle Assembly
19	PGP2514/C Push Pull Handle Cover
20	PGP2515DM0 Push Pull Handle Connector Module
21	PGP0807-1 Potentiometer Kit 1K
	PGP0807-5 Potentiometer Kit 5K
	PGP0807-10 Potentiometer Kit 10K
	PGP0807-25 Potentiometer Kit 25K

Part No.	Description
22	PGP2516 Trigger
23	PGPMS1 Motor Screw Pack
24	SGP8224W-08 Drive Roll For Steel Wire ϕ 0.8
	SGP8224W-09 Drive Roll For Steel Wire ϕ 0.9
	SGP8224W-10 Drive Roll For Steel Wire ϕ 1.0
	SGP8224W-12 Drive Roll For Steel Wire ϕ 1.2
	SGP8224W-16 Drive Roll For Steel Wire ϕ 1.6
	SGP8224W-08U Drive Roll For Aluminium Wire ϕ 0.8
	SGP8224W-09U Drive Roll For Aluminium Wire ϕ 0.9
	SGP8224W-10U Drive Roll For Aluminium Wire ϕ 1.0
	*SGP8224W-12U Drive Roll For Aluminium Wire ϕ 1.2
	SGP8224W-16U Drive Roll For Aluminium Wire ϕ 1.6
25	SGP8224-24 Motor 24V DC
	SGP8224-42 Motor 42V DC

SGP 240A/240W

Part No.	Description	Bore	Wall	Material
PB2415	Cylindrical Nozzle	17.2	1.40mm	Cu
* PB2416	Conical Nozzle	12.6	1.40mm	Cu
PB2417	Tapered Nozzle	10.0	1.40mm	Cu




SGP 360A

Part No.	Description	Bore	Wall	Material
PB3615	Cylindrical Nozzle	19.0	2.25mm	Cu
* PB3616	Conical Nozzle	16.1	2.25mm	Cu
PB3617	Tapered Nozzle	12.0	2.25mm	Cu



SGP 401W

Part No.	Description	Bore	Wall	Material
PB5027	Cylindrical Nozzle	19.0	2.50mm	Cu
* PB5028	Conical Nozzle	16.0	2.50mm	Cu
PB5028HD	Conical Nozzle	16.0	3.20mm	Cu
PB5029	Tapered Nozzle	14.0	2.50mm	Cu

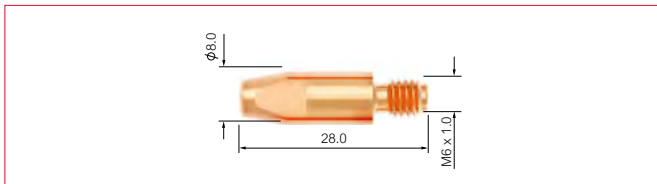


* Denotes torch package standard wear part set-up

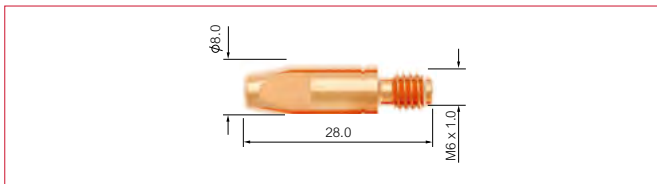
Contact Tips

SGP 240A/240W

Part No.	Description	Material	Wire Size	
			mm	inch
PB2504-06	Contact Tip	Cu	0.6	0.023
PB2504-08	Contact Tip	Cu	0.8	0.030
PB2504-09	Contact Tip	Cu	0.9	0.035
PB2504-10	Contact Tip	Cu	1.0	0.040
PB2504-12	Contact Tip	Cu	1.2	0.045
PB2504-14	Contact Tip	Cu	1.4	0.055
PB2504-16	Contact Tip	Cu	1.6	0.063
PB2504-10A	Contact Tip	Cu	1.0	0.040
*PB2504-12A	Contact Tip	Cu	1.2	0.045
PB2504-16A	Contact Tip	Cu	1.6	0.063

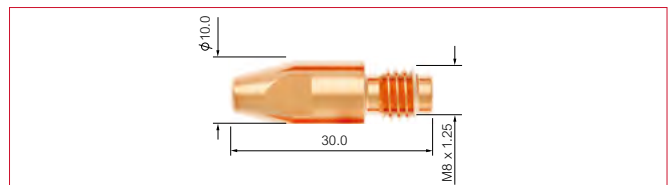


PB2505-08	Contact Tip	CuCrZr	0.8	0.030
PB2505-09	Contact Tip	CuCrZr	0.9	0.035
PB2505-10	Contact Tip	CuCrZr	1.0	0.040
PB2505-12	Contact Tip	CuCrZr	1.2	0.045
PB2505-16	Contact Tip	CuCrZr	1.6	0.063
PB2505-10A	Contact Tip	CuCrZr	1.0	0.040
PB2505-12A	Contact Tip	CuCrZr	1.2	0.045
PB2505-16A	Contact Tip	CuCrZr	1.6	0.063

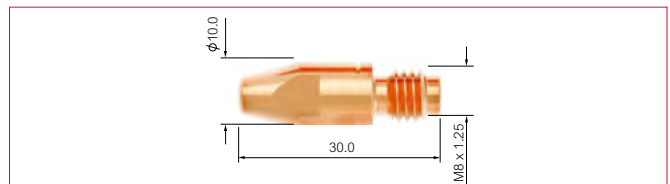


SGP 360A/401W

Part No.	Description	Material	Wire Size	
			mm	inch
PB4014-08	Contact Tip	Cu	0.8	0.030
PB4014-09	Contact Tip	Cu	0.9	0.035
PB4014-10	Contact Tip	Cu	1.0	0.040
PB4014-12	Contact Tip	Cu	1.2	0.045
PB4014-14	Contact Tip	Cu	1.4	0.055
PB4014-16	Contact Tip	Cu	1.6	0.063
PB4014-20	Contact Tip	Cu	2.0	0.080
PB4014-24	Contact Tip	Cu	2.4	0.095
PB4014-10A	Contact Tip	Cu	1.0	0.040
*PB4014-12A	Contact Tip	Cu	1.2	0.045
PB4014-16A	Contact Tip	Cu	1.6	0.063



PB4015-08	Contact Tip	CuCrZr	0.8	0.030
PB4015-09	Contact Tip	CuCrZr	0.9	0.035
PB4015-10	Contact Tip	CuCrZr	1.0	0.040
PB4015-12	Contact Tip	CuCrZr	1.2	0.045
PB4015-13	Contact Tip	CuCrZr	1.3	0.052
PB4015-14	Contact Tip	CuCrZr	1.4	0.055
PB4015-16	Contact Tip	CuCrZr	1.6	0.063
PB4015-20	Contact Tip	CuCrZr	2.0	0.080
PB4015-24	Contact Tip	CuCrZr	2.4	0.095
PB4015-10A	Contact Tip	CuCrZr	1.0	0.040
PB4015-12A	Contact Tip	CuCrZr	1.2	0.045
PB4015-16A	Contact Tip	CuCrZr	1.6	0.063

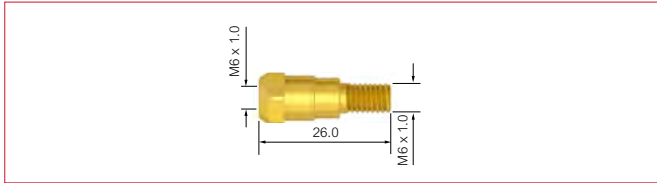


* Denotes torch package standard wear part set-up

Tip Adaptors

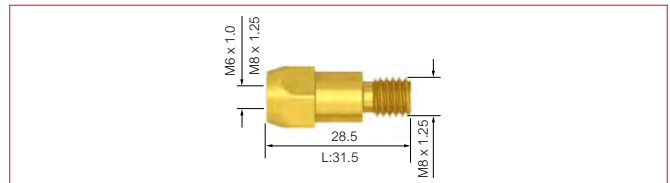
SGP 240A/240W

Part No.	Description	Material
* PB2412	Tip Adaptor	Brass



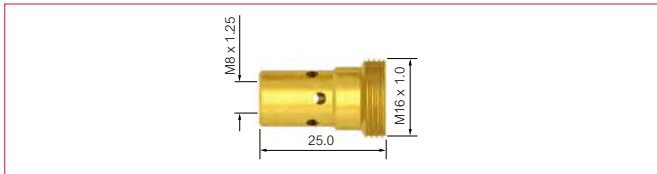
SGP 360A

Part No.	Description	Material
PB3612	Tip Adaptor 28.5mm M6	Brass
PB3613	Tip Adaptor 31.5mm M6	Brass
* PB3614	Tip Adaptor 28.5mm M8	Brass




SGP 401W

Part No.	Description	Material
* PB5001	Tip Adaptor	Brass
PB5001C-R	Tip Adaptor	Copper




PB5001L	Tip Adaptor	Brass
---------	-------------	-------



Diffusers

SGP 240A/240W

Part No.	Description	Colour	Material
PB2405B	Diffuser	Black	DMC3
* PB2405C	Diffuser	White	Ceramic
PB2405W	Diffuser	White	DMC3
PB2405S	Diffuser	Red	Silicon




SGP 360A

Part No.	Description	Colour	Material
PB3605B	Diffuser	Black	DMC3
* PB3605C	Diffuser	White	Ceramic
PB3605W	Diffuser	White	DMC3
PB3605H	Diffuser High Performance	Black	HPP



SGP 401W

Part No.	Description	Colour	Material
PB5005B	Diffuser	Black	DMC3
* PB5005C	Diffuser	White	Ceramic
PB5005W	Diffuser	White	DMC3
PB5005H	Diffuser High Performance	Black	HPP



* Denotes torch package standard wear part set-up

Wear Parts

Liner Options 1.0-1.6mm

SGP 240A/360A/240W/401W

Part No.	Description	Length	Nipple	Wire Size mm
PB2513-80	Teflon Liner x 8mt	8.6mt	Teflon Brass Nipple	1.0-1.2



*PB2564-80	Polyamide/Brass Liner 4.7mm O/D x 8mt	8.6mt	Brass Nipple	1.2-1.6
------------	---------------------------------------	-------	--------------	---------



PB5033-80B	Steel Liner x 8mt	8.5mt	Brass Nipple	1.0-1.2
------------	-------------------	-------	--------------	---------



* Denotes torch package standard wear part set-up

Liner Options 1.2-2.0mm

SGP 240A/360A/240W/401W

Part No.	Description	Length	Nipple	Wire Size mm
PB3564-80	Polyamide/Brass Liner 4.7mm x 8mt	8.6mt	Brass Nipple	1.6-2.0



PB3626-80	Teflon Liner x 8mt	8.6mt	Brass Nipple	1.2-1.6
-----------	--------------------	-------	--------------	---------



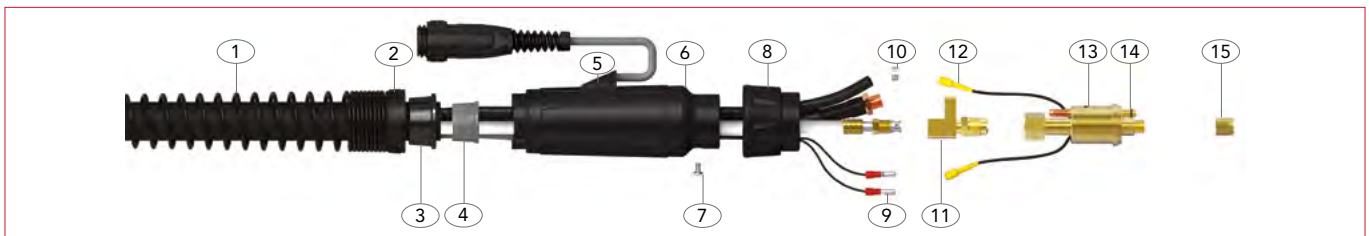
PB5034-80B	Steel Liner x 8mt	8.5mt	Brass Nipple	1.2-1.6
------------	-------------------	-------	--------------	---------



Air-Cooled Rear-End Spare Parts

SGP 240A/360A

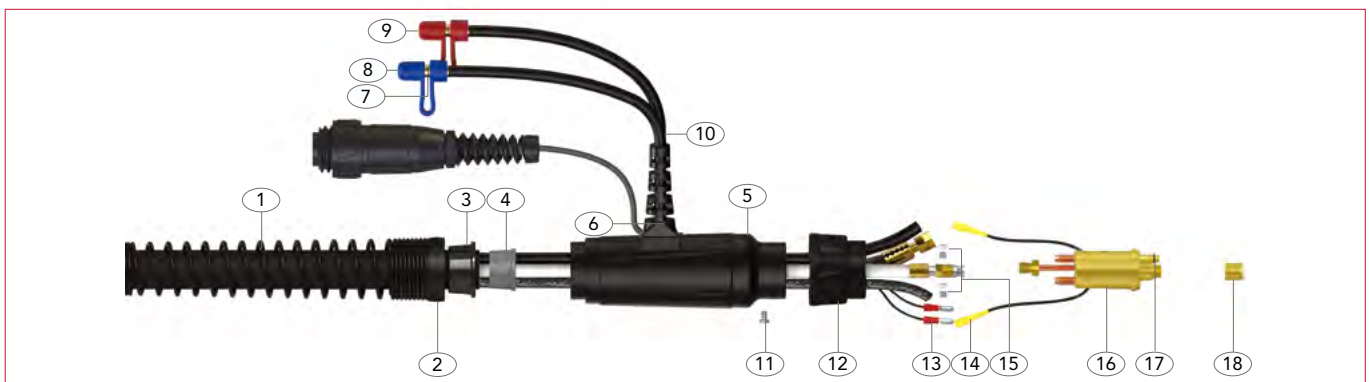
Part No.	Description
1	PC8027
2	PT8028
3	PT8009
4	PT8010
5	SC8017
6	PT5022
7	PB1526
8	PB1519/S
9	PB1522
10	P15400023
11	PGP3608C
12	PB1523
13	SGP1528
14	PB1524
15	PB1525



Liquid-Cooled Rear-End Spare Parts

SGP 240W/401W

Part No.	Description
1	PC8027
2	PT8028
3	PT8009
4	PT8010
5	PT5022H
6	PSLH1820-S
7	PB5023
8	PBD-80310
9	PBD-80320
10	PB5017
11	PB1526
12	PB1519/S
13	PB1522
14	PB1523
15	P15400023
16	PB5098
17	PB1524
18	PB1525





Jinan Export Processing Zone
The East End of Jing Shi Dong Road
Jinan 250102
P.R. China

Tel: +86 531 88239823
Fax: +86 531 88239398
Website: www.parkertorchology.com
Email: info@parkertorchology.com
MPP005 / V.2025.02