

SUREGRIP A-LW
MIG/MAG SERIES



Welding Tools for the Professional

A Smart Approach

Parker Torchology is shaped by people with vision, a passion for improvement and a belief in delivering the very best Welding and Cutting Torch Range in the World.

We expect a great deal from our products, so we ask a lot of ourselves and our engineers.

Our mantra: **Innovation, Technology, Performance.**



DNA

Design and Engineering excellence are at the core of everything we do.

Every torch we build is driven by our relentless pursuit of perfection.

Premium Features

At Parker Torchology we do things differently, we strive to solve your problems with the perfect product to suit your needs. We create smart product features encased in cutting-edge design to ensure you always have the best tools to hand.





Production


A fusion of precision production engineering, our bespoke processing techniques and a fanatical attention to detail ensures every welding torch we produce is worthy of the Parker Torchology name.

Testing, Testing, Testing

It takes patience to develop a new product, it's a lot more than a great idea.

Product development is an iterative process, trying something over and over, changing one small variable at a time.


We build endless prototypes and test pieces that undergo months of rigorous testing. Only once a product has passed up to 88 different test procedures, with every single part tested separately do we consider our latest designs ready for market.



Partners

Our customers and business partners play a vital role in our development. With the core aim to strive together, we work with end users, distributors and academic institutions alike.

As a result we share fundamental values in order to succeed in our respective market places, supporting economic growth and collaborative opportunities with others.



A Bright Future

Technology doesn't stand still, which is why we are constantly innovating to bring you the best products on the market.

Our strong vision and focused innovation strategy, not to mention our passion to revolutionize the industry, ensure that Parker Torchology is a byword for excellence.

We Talk Torches

Contents

Suregrip A-LW Mig/Mag Torch Range Features Focus	6
Suregrip A-LW Mig/Mag Torch Range Overview and Ratings	8

Torch Range

Air-Cooled

Suregrip A-LW Mig/Mag SGA-LW155A	9
Suregrip A-LW Mig/Mag SGA-LW255A	10
Suregrip A-LW Mig/Mag SGA-LW305A	11
Suregrip A-LW Mig/Mag SGA-LW355A	12
Suregrip A-LW Mig/Mag SGA-LW455A	13

Wear Parts

Nozzles	14
Contact Tips	14
Tip Adaptors	16
Liners	17

Rear-End Spare Parts	21
----------------------	----

Suregrip A-LW Mig/Mag Torch Range

Air-Cooled Features Focus

Air-Cooled

A new series of Suregrip BZL products with screw on nozzles and innovative lightweight cable sets.

Welding Tools for the Professional



100% Binzel® ALW Compatibility Guaranteed

Quality Wear Parts


All wear parts are manufactured to the same specification as the original manufacturer ensuring reliability, longevity and superior performance

- Contact tips are manufactured using high quality copper alloys
- Self insulated, screw on nozzle

Ergonomics – For Comfort and Handleability

Every detail has been considered to ensure the welder has the very best handling in all positions

- Screwless designed handle with maximized soft grips for improved balance and positionability
- Torch handles disassemble in 5 seconds for rapid fault analysis
- The addition of a knuckle joint enables small movements of the handle and neck independently of the cable assembly
- Cable supports are designed to combine flexibility with smooth and consistent wire feed



ONE + PLUS SYSTEM


"Plug and Play" Configurability

One + Plus system configured to your exact needs

- "Plug and play" switch interchangeability in seconds! - try it!
- Switches are available with standard and extended lever options
- Micro-switch options for repetitive start/stop applications, digital power source control or harsh and dusty environments

Features Focus

World Class Welding Performance



Swan Necks

Engineered For Extended Service Life

- Superior neck insulators are made from aluminum for enhanced service life
- Polymer armored neck for increased durability and insulation integrity

Superior Flexibility, Durability - and Lightweight

Duraflex Ultralite

- Duraflex Ultralite cable sets offer the ultimate in heat and abrasion resistance, with the added benefit of being 30-40% lighter

30%-40% Lighter



Ease of Maintenance

Functionality and ease of repair

- Screwless design solutions. Euro housing sets ensure minimum downtime and productivity – No tools required!
- The Euro body has been redesigned to improve gas seal integrity in Argon applications.
- Our spring pins – often copied,,, can't be beaten



The Smart Way To Buy Welding and Cutting Tools



Suregrip A-LW Mig/Mag Torch Range

Ratings: 170 Amp to 340 Amp Mixed Gas



Model	SGA-LW155A	SGA-LW255A	SGA-LW305A	SGA-LW355A	SGA-LW455A
Technical Data					
Cooling Method	Air-Cooled	Air-Cooled	Air-Cooled	Air-Cooled	Air-Cooled
Rating: CO ₂	240A 190A	270A 240A	315A 270A	350A 300A	400A
Rating: Mixed Gas	220A 170A	240A 210A	300A 240A	320A 270A	340A
Duty Cycle	35% 60%	35% 60%	35% 60%	35% 60%	60%
Wire Size	0.6-1.0	0.8-1.2	0.8-1.2	1.0-1.6	1.0-2.4

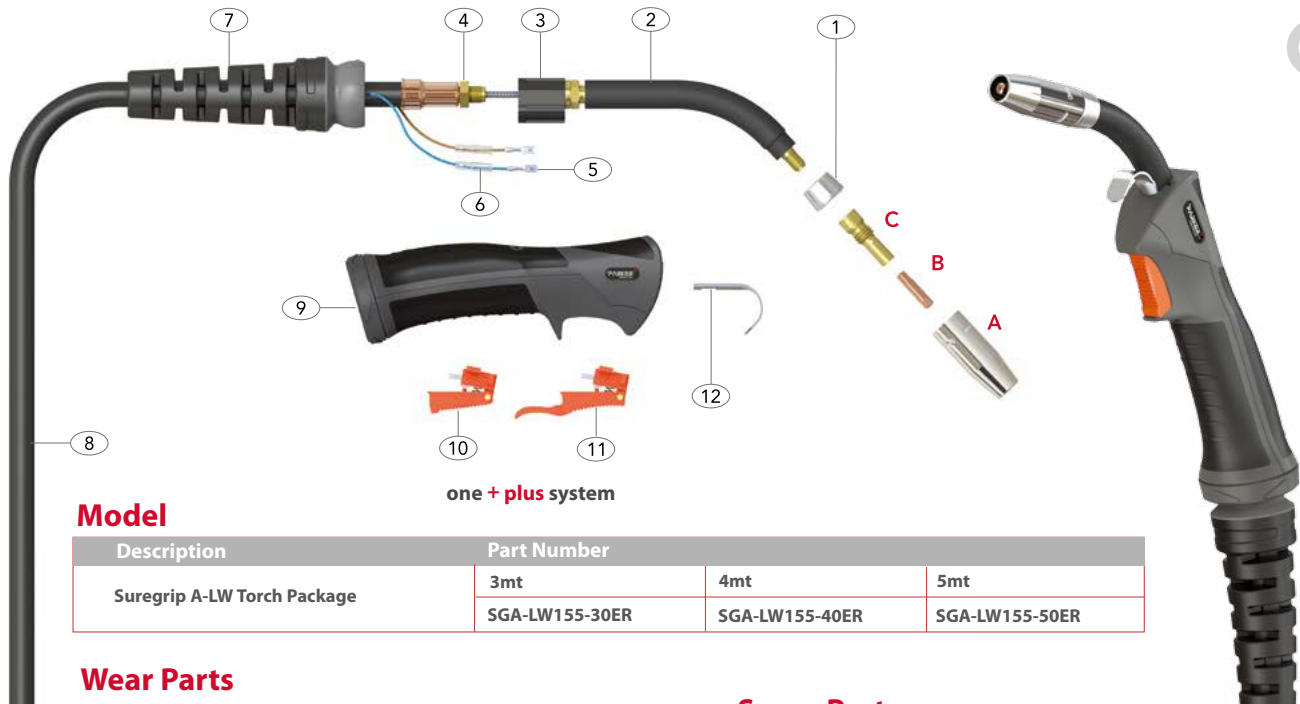
Order Codes	3mt	SGA-LW155-30ER	SGA-LW255-30ER	SGA-LW305-30ER	SGA-LW355-30ER	SGA-LW455-30ER
	4mt	SGA-LW155-40ER	SGA-LW255-40ER	SGA-LW305-40ER	SGA-LW355-40ER	SGA-LW455-40ER
	5mt	SGA-LW155-50ER	SGA-LW255-50ER	SGA-LW305-50ER	SGA-LW355-50ER	SGA-LW455-50ER

SGA-LW155A Suregrip A-LW Mig/Mag Torch Range

Rating: 240A CO₂, 220A mixed gas, EN60974-7 @ 35% duty cycle. 0.6 to 1.0mm wires

190A CO₂, 170A mixed gas, EN60974-7 @ 60% duty cycle. 0.6 to 1.0mm wires

Air-Cooled Mig Welding Torch



one + plus system

Model

Description	Part Number		
	3mt	4mt	5mt
Suregrip A-LW Torch Package	SGA-LW155-30ER	SGA-LW155-40ER	SGA-LW155-50ER

Wear Parts

A Nozzles

Part No.	Description	Bore	Length	Wall	Material
PA1530	Conical Nozzle	12.0	52.0mm	1.50mm	Copper
*PA1530L	Conical Nozzle	12.0	54.0mm	1.50mm	Copper

B Contact Tips

Part No.	Description	Material	Wire Size	
			mm	Inch
PB1527-06	Contact Tip	Cu	0.6	0.023"
*PB1527-08	Contact Tip	Cu	0.8	0.030"
PB1527-10	Contact Tip	Cu	1.0	0.040"
PB1527-08A	Contact Tip	Cu	0.8	0.030"
PB1527-10A	Contact Tip	Cu	1.0	0.040"

C Tip Adaptors

Part No.	Description	Material
*PA1506	Tip Adaptor	Brass

D Liner

Part No.	Description	Length	Wire Size
			mm
*PB1535-30	Steel Liner x 3mt	3.4mt	0.6-0.9
*PB1535-40	Steel Liner x 4mt	4.4mt	0.6-0.9
*PB1535-50	Steel Liner x 5mt	5.4mt	0.6-0.9

Spare Parts

Part Number	Description
1	PA1552 Adaptor Piece
2	PA1551 Swan Neck Assembly
3	PG1515 Ergo Handle Location Body
4	PB1505 Lock Nut
5	PB1521 Cable Terminal
6	PB1521-C Cable Terminal Cover
7	PG8015 Handle Cable Support
8	PLW155-30 Cable Assembly x 3mt
	PLW155-40 Cable Assembly x 4mt
	PLW155-50 Cable Assembly x 5mt
9	SGB2514 Ergo Handle Kit c/w Lock Nut
10	DGB2516 Standard Trigger Assembly
11	DGB2516L Extended Trigger Assembly
12	PB2517 Hanger Hook

*Denotes torch package standard wear part set-up

For more information please refer to the following sections:

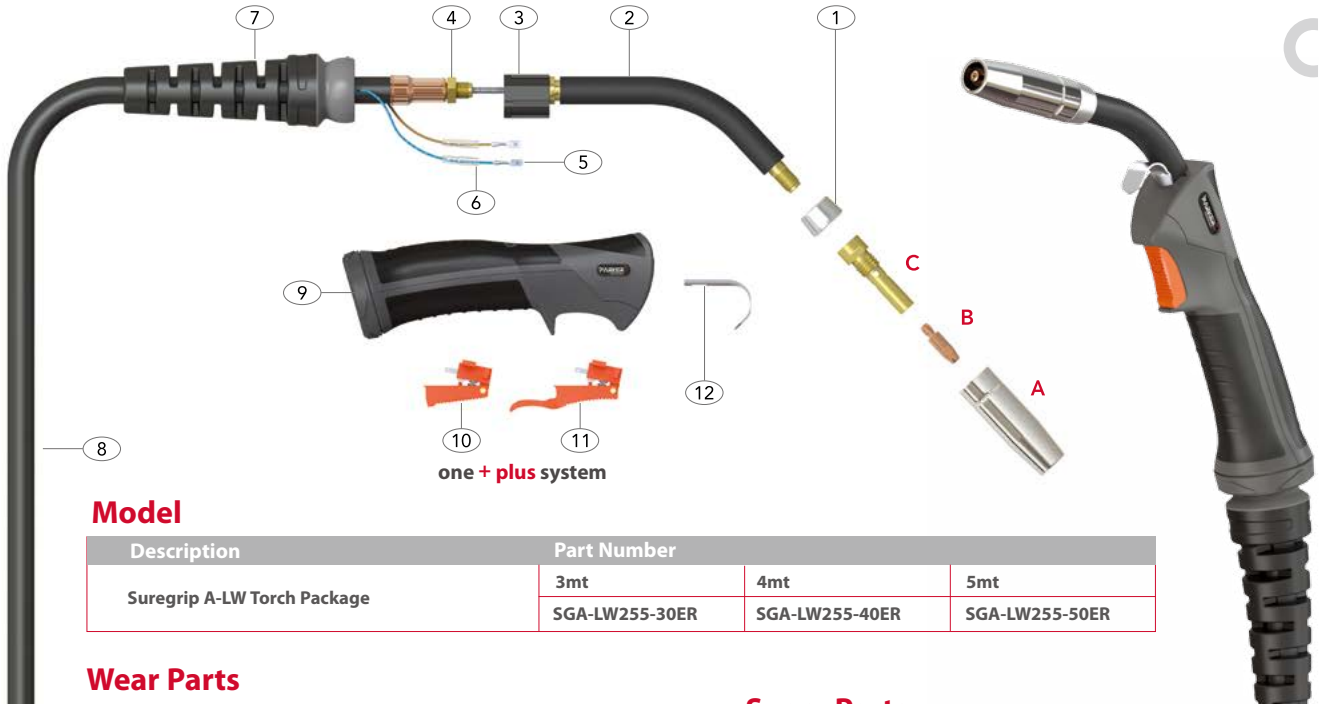
- Master Wear Parts Table Page 14-20
- Rear-End / Cable Parts Page 21-22



SGA-LW255A Suregrip A-LW Mig/Mag Torch Range

Rating: 270A CO₂, 240A mixed gas, EN60974-7 @ 35% duty cycle. 0.8 to 1.2mm wires
240A CO₂, 210A mixed gas, EN60974-7 @ 60% duty cycle. 0.8 to 1.2mm wires

Air-Cooled Mig Welding Torch



Model

Description	Part Number		
	3mt	4mt	5mt
Suregrip A-LW Torch Package	SGA-LW255-30ER	SGA-LW255-40ER	SGA-LW255-50ER

Wear Parts

A Nozzles

Part No.	Description	Bore	Length	Wall	Material
*PA2508	Conical Nozzle	16.0	70.0mm	2.0mm	Copper
PA2510	Conical Nozzle	14.0	67.0mm	2.0mm	Copper

B Contact Tips

Part No.	Description	Material	Wire Size	
			mm	Inch
PB2504-08	Contact Tip	Cu	0.8	0.030
*PB2504-10	Contact Tip	Cu	1.0	0.040
PB2504-12	Contact Tip	Cu	1.2	0.045
PB2505-08	Contact Tip	CuCrZr	0.8	0.030
PB2505-09	Contact Tip	CuCrZr	0.9	0.035
PB2505-10	Contact Tip	CuCrZr	1.0	0.040
PB2505-12	Contact Tip	CuCrZr	1.2	0.045

C Tip Adaptors

Part No.	Description	Material
*PA2506	Tip Adaptor	Brass

D Liner

Part No.	Description	Length	Wire Size
			mm
*PB2524-30	Steel Liner x 3mt	3.4mt	1.0-1.2
*PB2524-40	Steel Liner x 4mt	4.4mt	1.0-1.2
*PB2524-50	Steel Liner x 5mt	5.4mt	1.0-1.2

Spare Parts

Part No.	Description
1	PA2552 Adaptor Piece
2	PA2551 Swan Neck Assembly
3	PG1515 Ergo Handle Location Body
4	PB1505 Lock Nut
5	PB1521 Cable Terminal
6	PB1521-C Cable Terminal Cover
7	PG8015 Handle Cable Support
8	PLW255-30 Cable Assembly x 3mt
	PLW255-40 Cable Assembly x 4mt
	PLW255-50 Cable Assembly x 5mt
9	SGB2514 Ergo Handle Kit c/w Lock Nut
10	DGB2516 Standard Trigger Assembly
11	DGB2516L Extended Trigger Assembly
12	PB2517 Hanger Hook

*Denotes torch package standard wear part set-up
For more information please refer to the following sections:
•Master Wear Parts Table Page 14-20
•Rear-End / Cable Parts Page 21-22

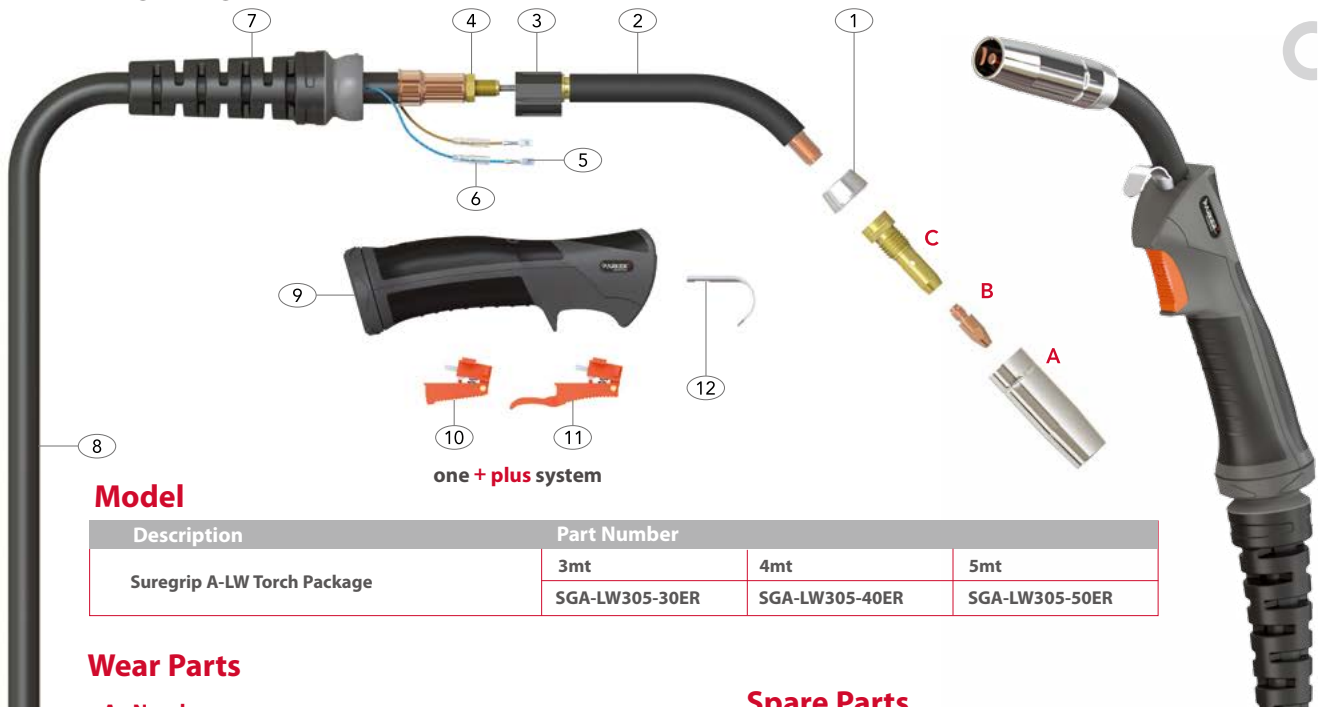


SGA-LW305A Suregrip A-LW Mig/Mag Torch Range

Rating: 315A CO₂, 300A mixed gas, EN60974-7 @ 35% duty cycle. 0.8 to 1.2mm wires

270A CO₂, 240A mixed gas, EN60974-7 @ 60% duty cycle. 0.8 to 1.2mm wires

Air-Cooled Mig Welding Torch



Model

Description	Part Number		
	3mt	4mt	5mt
Suregrip A-LW Torch Package	SGA-LW305-30ER	SGA-LW305-40ER	SGA-LW305-50ER

Wear Parts

A Nozzles

Part No.	Description	Bore	Length	Wall	Material
*PA3515	Conical Nozzle	18.0	72.0mm	2.0mm	Copper
PA3516	Conical Nozzle	16.0	69.0mm	2.0mm	Copper

B Contact Tips

Part No.	Description	Material	Wire Size	
			mm	Inch
PB4014-08	Contact Tip	Cu	0.8	0.030
PB4014-10	Contact Tip	Cu	1.0	0.040
*PB4014-12	Contact Tip	Cu	1.2	0.045
PB4015-08	Contact Tip	CuCrZr	0.8	0.030
PB4015-10	Contact Tip	CuCrZr	1.0	0.040
PB4015-12	Contact Tip	CuCrZr	1.2	0.045

C Tip Adaptors

Part No.	Description	Material
*PA3506	Tip Adaptor	Brass

D Liner

Part No.	Description	Length	Wire Size
			mm
*PB2524-30	Steel Liner x 3mt	3.4mt	1.0-1.2
*PB2524-40	Steel Liner x 4mt	4.4mt	1.0-1.2
*PB2524-50	Steel Liner x 5mt	5.4mt	1.0-1.2

Spare Parts

Part Number	Description
1	PA3552 Adaptor Piece
2	PA3053 Swan Neck Assembly
3	PG1515 Ergo Handle Location Body
4	PB1505 Lock Nut
5	PB1521 Cable Terminal
6	PB1521-C Cable Terminal Cover
7	PG8016 Handle Cable Support
8	PLW305-30 Cable Assembly x 3mt
	PLW305-40 Cable Assembly x 4mt
	PLW305-50 Cable Assembly x 5mt
9	SGB2514 Ergo Handle Kit c/w Lock Nut
10	DGB2516 Standard Trigger Assembly
11	DGB2516L Extended Trigger Assembly
12	PB2517 Hanger Hook

*Denotes torch package standard wear part set-up
For more information please refer to the following sections:
• Master Wear Parts Table Page 14-20
• Rear-End / Cable Parts Page 21-22

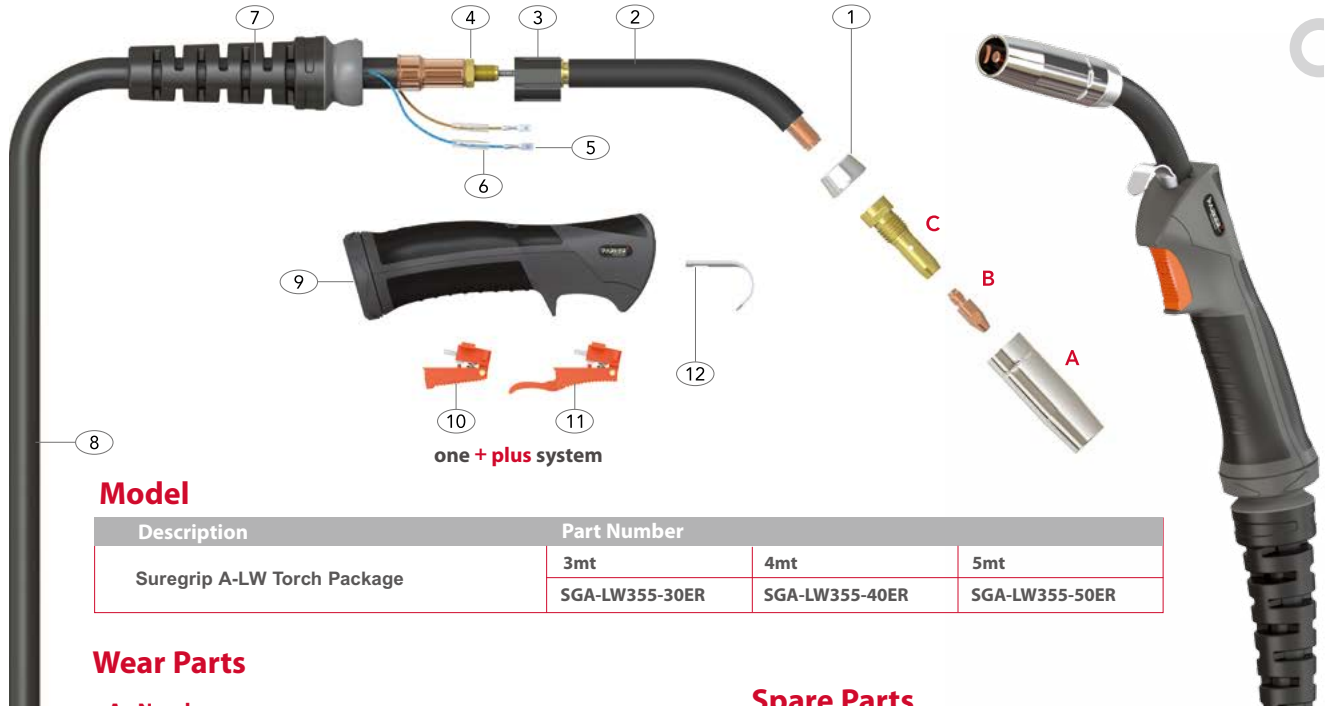


SGA-LW355A Suregrip A-LW Mig/Mag Torch Range

Rating: 350A CO₂, 320A mixed gas, EN60974-7 @ 35% duty cycle. 1.0 to 1.6mm wires

300A CO₂, 270A mixed gas, EN60974-7 @ 60% duty cycle. 1.0 to 1.6mm wires

Air-Cooled Mig Welding Torch



one + plus system

Model

Description	Part Number		
	3mt	4mt	5mt
Suregrip A-LW Torch Package	SGA-LW355-30ER	SGA-LW355-40ER	SGA-LW355-50ER

Wear Parts

A Nozzles

Part No.	Description	Bore	Length	Wall	Material
*PA3515	Conical Nozzle	18.0	72.0mm	2.0mm	Copper
PA3516	Conical Nozzle	16.0	69.0mm	2.0mm	Copper

B Contact Tips

Part No.	Description	Material	Wire Size	
			mm	Inch
PB4014-10	Contact Tip	Cu	1.0	0.040
*PB4014-12	Contact Tip	Cu	1.2	0.045
PB4014-14	Contact Tip	Cu	1.4	0.055
PB4014-16	Contact Tip	Cu	1.6	0.063
PB4015-10	Contact Tip	CuCrZr	1.0	0.040
PB4015-12	Contact Tip	CuCrZr	1.2	0.045
PB4015-14	Contact Tip	CuCrZr	1.4	0.055
PB4015-16	Contact Tip	CuCrZr	1.6	0.063

C Tip Adaptors

Part No.	Description	Material
*PA3506	Tip Adaptor	Brass


D Liner

Part No.	Description	Length	Wire Size
*PB2524-30	Steel Liner x 3mt	3.4mt	1.0-1.2
*PB2524-40	Steel Liner x 4mt	4.4mt	1.0-1.2
*PB2524-50	Steel Liner x 5mt	5.4mt	1.0-1.2

Spare Parts

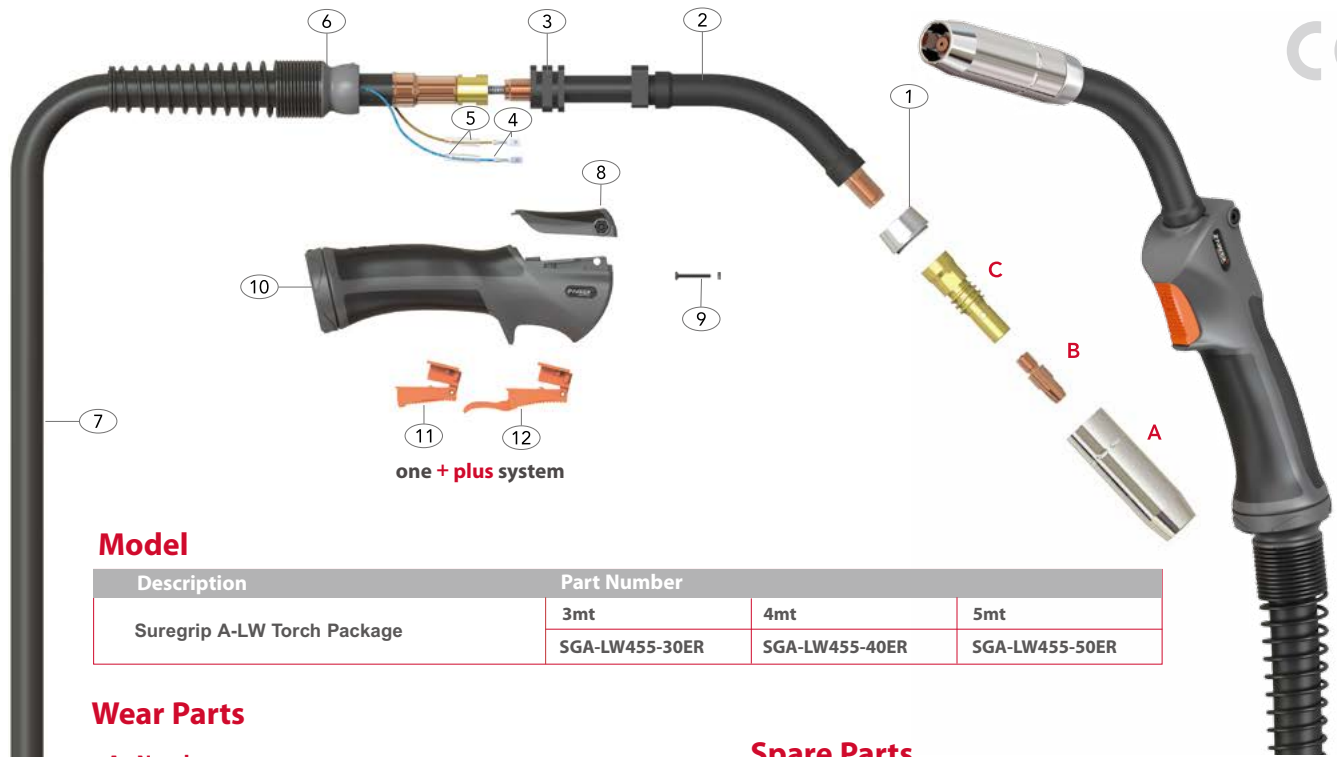
Part No.	Description
1	PA3552 Adaptor Piece
2	PA3553 Swan Neck Assembly
3	PG1515 Ergo Handle Location Body
4	PB1505 Lock Nut
5	PB1521 Cable Terminal
6	PB1521-C Cable Terminal Cover
7	PG8016 Handle Cable Support
8	PLW355-30 Cable Assembly x 3mt
	PLW355-40 Cable Assembly x 4mt
	PLW355-50 Cable Assembly x 5mt
9	SGB2514 Ergo Handle Kit c/w Lock Nut
10	DGB2516 Standard Trigger Assembly
11	DGB2516L Extended Trigger Assembly
12	PB2517 Hanger Hook

*Denotes torch package standard wear part set-up
For more information please refer to the following sections:
•Master Wear Parts Table Page 14-20
•Rear-End / Cable Parts Page 21-22



SGA-LW455A Suregrip A-LW Mig/Mag Torch Range

Rating: 400A CO₂, 340A mixed gas, EN60974-7 @ 60% duty cycle. 1.0 to 2.4mm wires
Air-Cooled Mig Welding Torch



Model

Description	Part Number		
	3mt	4mt	5mt
Suregrip A-LW Torch Package	SGA-LW455-30ER	SGA-LW455-40ER	SGA-LW455-50ER

Wear Parts

A Nozzles

Part No.	Description	Bore	Length	Wall	Material
PA4527	Cylindrical Nozzle	24.0	83.0mm	2.0mm	Copper
*PA4528	Conical Nozzle	19.0	85.0mm	2.0mm	Copper
PA4529	Conical Nozzle	16.0	85.0mm	2.0mm	Copper

B Contact Tips

Part No.	Description	Material	Wire Size	Wire Size
			mm	inch
PB6015-10	Contact Tip	CuCrZr	1.0	0.040
*PB6015-12	Contact Tip	CuCrZr	1.2	0.045
PB6015-14	Contact Tip	CuCrZr	1.4	0.055
PB6015-16	Contact Tip	CuCrZr	1.6	0.063
PB6015-20	Contact Tip	CuCrZr	2.0	0.080
PB6015-24	Contact Tip	CuCrZr	2.4	0.095

C Tip Adaptors

Part No.	Description	Material
*PA4506	Tip Adaptor	Brass
PA4536	Tip Adaptor M8	Brass

D Liner

Part No.	Description	Length	Wire Size
			mm
*PB4531-30B	Steel Liner x 3mt	3.6mt	1.0-1.2
*PB4531-40B	Steel Liner x 4mt	4.6mt	1.0-1.2
*PB4531-50B	Steel Liner x 5mt	5.6mt	1.0-1.2

*Denotes torch package standard wear part set-up
For more information please refer to the following sections:
• Master Wear Parts Table Page 14-20
• Rear-End / Cable Parts Page 21-22

Spare Parts

Part Number	Description
1	PA4552 Adaptor Piece
2	PA4553 Swan Neck Assembly
3	PLW1515 Handle Location Body
4	PB1521 Cable Terminal
5	PB1521-C Cable Terminal Cover
6	PLW8018 Handle Cable Support c/w Ball Joint
7	PLW455-30 Cable Assembly x 3mt
	PLW455-40 Cable Assembly x 4mt
	PLW455-50 Cable Assembly x 5mt
8	PDM0 Top Housing With Grip
9	PDMNS Module Retaining Screw
10	PLW2515-KJ Handle Kit
11	DGBH2516M Trigger Assembly
12	DGBH2516LM Extended Trigger Assembly



SGA-LW155A

Part No.	Description	Bore	Length	Wall	Material
PA1530	Conical Nozzle	12.0	52.0mm	1.5mm	Copper
* PA1530L	Conical Nozzle	12.0	54.0mm	1.5mm	Copper



SGA-LW255A

Part No.	Description	Bore	Length	Wall	Material
* PA2508	Conical Nozzle	16.0	70.0mm	2.0mm	Copper
PA2510	Conical Nozzle	14.0	67.0mm	2.0mm	Copper



SGA-LW305A/355A

Part No.	Description	Bore	Length	Wall	Material
* PA3515	Conical Nozzle	18.0	72.0mm	2.0mm	Copper
PA3516	Conical Nozzle	16.0	69.0mm	2.0mm	Copper



SGA-LW455A

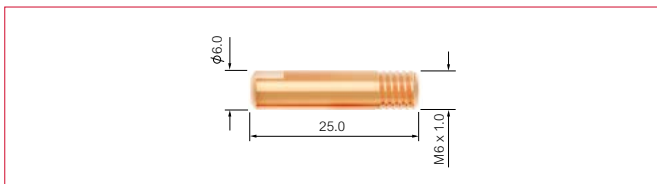
Part No.	Description	Bore	Length	Wall	Material
PA4527	Cylindrical Nozzle	24.0	83.0mm	2.0mm	Copper
* PA4528	Conical Nozzle	19.0	85.0mm	2.0mm	Copper
PA4529	Conical Nozzle	16.0	85.0mm	2.0mm	Copper



Contact Tips

SGA-LW155A

Part No.	Description	Material	Wire Size	
			mm	inch
PB1527-06	Contact Tip	Cu	0.6	0.023
* PB1527-08	Contact Tip	Cu	0.8	0.030
PB1527-09	Contact Tip	Cu	0.9	0.035
PB1527-10	Contact Tip	Cu	1.0	0.040
PB1527-08A	Contact Tip	Cu	0.8	0.030
PB1527-09A	Contact Tip	Cu	0.9	0.035
PB1527-10A	Contact Tip	Cu	1.0	0.040

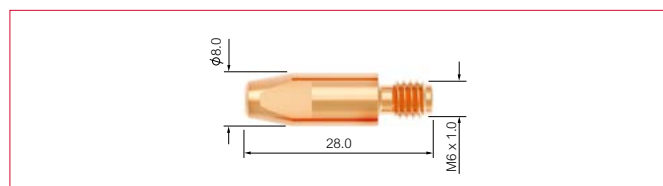


* Denotes torch package standard wear part set-up

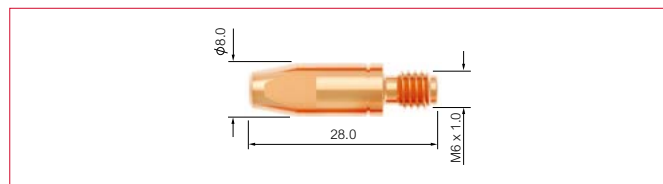
Contact Tips

SGA-LW255A

Part No.	Description	Material	Wire Size	
			mm	inch
PB2504-06	Contact Tip	Cu	0.6	0.023
PB2504-08	Contact Tip	Cu	0.8	0.030
PB2504-09	Contact Tip	Cu	0.9	0.035
* PB2504-10	Contact Tip	Cu	1.0	0.040
PB2504-12	Contact Tip	Cu	1.2	0.045
PB2504-08A	Contact Tip	Cu	0.8	0.030
PB2504-09A	Contact Tip	Cu	0.9	0.035
PB2504-10A	Contact Tip	Cu	1.0	0.040
PB2504-12A	Contact Tip	Cu	1.2	0.045
PB2504-16A	Contact Tip	Cu	1.6	0.063

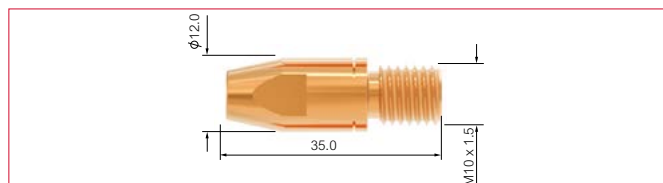


PB2505-08	Contact Tip	CuCrZr	0.8	0.030
PB2505-09	Contact Tip	CuCrZr	0.9	0.035
PB2505-10	Contact Tip	CuCrZr	1.0	0.040
PB2505-12	Contact Tip	CuCrZr	1.2	0.045
PB2505-08A	Contact Tip	CuCrZr	0.8	0.030
PB2505-09A	Contact Tip	CuCrZr	0.9	0.035
PB2505-10A	Contact Tip	CuCrZr	1.0	0.040
PB2505-12A	Contact Tip	CuCrZr	1.2	0.045
PB2505-16A	Contact Tip	CuCrZr	1.6	0.063



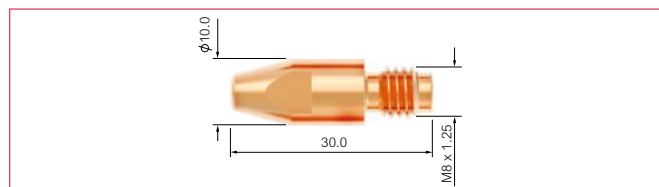
SGA-LW455A

Part No.	Description	Material	Wire Size	
			mm	inch
PB6015-10	Contact Tip	CuCrZr	1.0	0.040
* PB6015-12	Contact Tip	CuCrZr	1.2	0.045
PB6015-14	Contact Tip	CuCrZr	1.4	0.055
PB6015-16	Contact Tip	CuCrZr	1.6	0.063
PB6015-20	Contact Tip	CuCrZr	2.0	0.080
PB6015-24	Contact Tip	CuCrZr	2.4	0.095

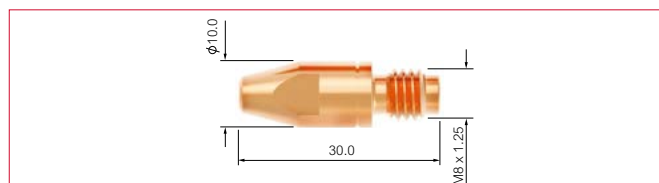


SGA-LW305A/355A/455A

Part No.	Description	Material	Wire Size	
			mm	inch
PB4014-08	Contact Tip	Cu	0.8	0.030
PB4014-09	Contact Tip	Cu	0.9	0.035
PB4014-10	Contact Tip	Cu	1.0	0.040
* PB4014-12	Contact Tip	Cu	1.2	0.045
PB4014-13	Contact Tip	Cu	1.3	0.052
PB4014-14	Contact Tip	Cu	1.4	0.055
PB4014-16	Contact Tip	Cu	1.6	0.063
PB4014-20	Contact Tip	Cu	2.0	0.080
PB4014-24	Contact Tip	Cu	2.4	0.095
PB4014-08A	Contact Tip	Cu	0.8	0.030
PB4014-09A	Contact Tip	Cu	0.9	0.035
PB4014-10A	Contact Tip	Cu	1.0	0.040
PB4014-12A	Contact Tip	Cu	1.2	0.045
PB4014-16A	Contact Tip	Cu	1.6	0.063
PB4014-20A	Contact Tip	Cu	2.0	0.080
PB4014-24A	Contact Tip	Cu	2.4	0.095




PB4015-08	Contact Tip	CuCrZr	0.8	0.030
PB4015-09	Contact Tip	CuCrZr	0.9	0.035
PB4015-10	Contact Tip	CuCrZr	1.0	0.040
PB4015-12	Contact Tip	CuCrZr	1.2	0.045
PB4015-13	Contact Tip	CuCrZr	1.3	0.052
PB4015-14	Contact Tip	CuCrZr	1.4	0.055
PB4015-16	Contact Tip	CuCrZr	1.6	0.063
PB4015-20	Contact Tip	CuCrZr	2.0	0.080
PB4015-24	Contact Tip	CuCrZr	2.4	0.095
PB4015-10A	Contact Tip	CuCrZr	1.0	0.040
PB4015-12A	Contact Tip	CuCrZr	1.2	0.045
PB4015-16A	Contact Tip	CuCrZr	1.6	0.063
PB4015-24A	Contact Tip	CuCrZr	2.4	0.095



* Denotes torch package standard wear part set-up


SGA-LW155A

Part No.	Description	Material
* PA1506	Tip Adaptor	Brass



SGA-LW255A

Part No.	Description	Material
* PA2506	Tip Adaptor	Brass




SGA-LW305A/355A

Part No.	Description	Material
* PA3506	Tip Adaptor	Brass




SGA-LW455A

Part No.	Description	Material
* PA4506	Tip Adaptor	Brass



PA4536	Tip Adaptor M8	Brass
--------	----------------	-------



* Denotes torch package standard wear part set-up

Liner Options 0.6-1.2mm

SGA-LW155A/255A/305A

Part No.	Description	Length	Nipple	Wire Size mm
* PB1535-30	Steel Liner x 3mt	3.4mt	Moulded Nipple	0.6-0.9
* PB1535-40	Steel Liner x 4mt	4.4mt	Moulded Nipple	0.6-0.9
* PB1535-50	Steel Liner x 5mt	5.4mt	Moulded Nipple	0.6-0.9



PB1535-30B	Steel Liner x 3mt	3.4mt	Brass Nipple	0.6-0.9
PB1535-40B	Steel Liner x 4mt	4.4mt	Brass Nipple	0.6-0.9
PB1535-50B	Steel Liner x 5mt	5.4mt	Brass Nipple	0.6-0.9



PB1536-30	Teflon Liner x 3mt	3.6mt	Brass Nipple	0.6-0.9
PB1536-40	Teflon Liner x 4mt	4.6mt	Brass Nipple	0.6-0.9
PB1536-50	Teflon Liner x 5mt	5.6mt	Brass Nipple	0.6-0.9
PNE2564	Optional Brass Neck Liner	0.3mt	Brass Nipple	0.6-1.2



PB1564-30	Polyamide/Brass Liner x 4.0mm O/D x 3mt	3.6mt	Brass Nipple	0.8-1.2
PB1564-40	Polyamide/Brass Liner x 4.0mm O/D x 4mt	4.6mt	Brass Nipple	0.8-1.2
PB1564-50	Polyamide/Brass Liner x 4.0mm O/D x 5mt	5.6mt	Brass Nipple	0.8-1.2



* Denotes torch package standard wear part set-up

Liner Options 1.0-1.6mm

SGA-LW155A/255A/305A/355A

Part No.	Description	Length	Nipple	Wire Size mm
* PB2524-30	Steel Liner x 3mt	3.4mt	Moulded Nipple	1.0-1.2
* PB2524-40	Steel Liner x 4mt	4.4mt	Moulded Nipple	1.0-1.2
* PB2524-50	Steel Liner x 5mt	5.4mt	Moulded Nipple	1.0-1.2



PB2524-30B	Steel Liner x 3mt	3.4mt	Brass Nipple	1.0-1.2
PB2524-40B	Steel Liner x 4mt	4.4mt	Brass Nipple	1.0-1.2
PB2524-50B	Steel Liner x 5mt	5.4mt	Brass Nipple	1.0-1.2



PB2513-30	Teflon Liner x 3mt	3.6mt	Teflon Brass Nipple	1.0-1.2
PB2513-40	Teflon Liner x 4mt	4.6mt	Teflon Brass Nipple	1.0-1.2
PB2513-50	Teflon Liner x 5mt	5.6mt	Teflon Brass Nipple	1.0-1.2
PNE2564	Optional Brass Neck Liner	0.3mt	Teflon Brass Nipple	0.6-1.2



PB2564-30	Polyamide/Brass Liner x 4.7mm O/D x 3mt	3.6mt	Brass Nipple	1.2-1.6
PB2564-40	Polyamide/Brass Liner x 4.7mm O/D x 4mt	4.6mt	Brass Nipple	1.2-1.6
PB2564-50	Polyamide/Brass Liner x 4.7mm O/D x 5mt	5.6mt	Brass Nipple	1.2-1.6



* Denotes torch package standard wear part set-up

Liner Options 1.2-2.0mm

SGA-LW355A

Part No.	Description	Length	Nipple	Wire Size mm
PB3631-30	Steel Liner x 3mt	3.4mt	Moulded Nipple	1.6
PB3631-40	Steel Liner x 4mt	4.4mt	Moulded Nipple	1.6
PB3631-50	Steel Liner x 5mt	5.4mt	Moulded Nipple	1.6



PB3631-30B	Steel Liner x 3mt	3.4mt	Brass Nipple	1.6
PB3631-40B	Steel Liner x 4mt	4.4mt	Brass Nipple	1.6
PB3631-50B	Steel Liner x 5mt	5.4mt	Brass Nipple	1.6



PB3626-30	Teflon Liner x 3mt	3.6mt	Brass Nipple	1.2-1.6
PB3626-40	Teflon Liner x 4mt	4.6mt	Brass Nipple	1.2-1.6
PB3626-50	Teflon Liner x 5mt	5.6mt	Brass Nipple	1.2-1.6
PNE3564	Optional Brass Neck Liner	0.3mt	Brass Nipple	1.2-1.6



PB3564-30	Polyamide/Brass Liner x 4.7mm O/D x 3mt	3.6mt	Brass Nipple	1.6-2.0
PB3564-40	Polyamide/Brass Liner x 4.7mm O/D x 4mt	4.6mt	Brass Nipple	1.6-2.0
PB3564-50	Polyamide/Brass Liner x 4.7mm O/D x 5mt	5.6mt	Brass Nipple	1.6-2.0



* Denotes torch package standard wear part set-up

Liner Options 1.0-2.4mm

SGA-LW455A

Part No.	Description	Length	Nipple	Wire Size mm
* PB4531-30B	Steel Liner x 3mt	3.6mt	Brass Nipple	1.0-1.2
* PB4531-40B	Steel Liner x 4mt	4.6mt	Brass Nipple	1.0-1.2
* PB4531-50B	Steel Liner x 5mt	5.6mt	Brass Nipple	1.0-1.2



PB4532-30B	Steel Liner x 3mt	3.6mt	Brass Nipple	1.4-1.6
PB4532-40B	Steel Liner x 4mt	4.6mt	Brass Nipple	1.4-1.6
PB4532-50B	Steel Liner x 5mt	5.6mt	Brass Nipple	1.4-1.6



PB4533-30B	Steel Liner x 3mt	3.6mt	Brass Nipple	2.0-2.4
PB4533-40B	Steel Liner x 4mt	4.6mt	Brass Nipple	2.0-2.4
PB4533-50B	Steel Liner x 5mt	5.6mt	Brass Nipple	2.0-2.4



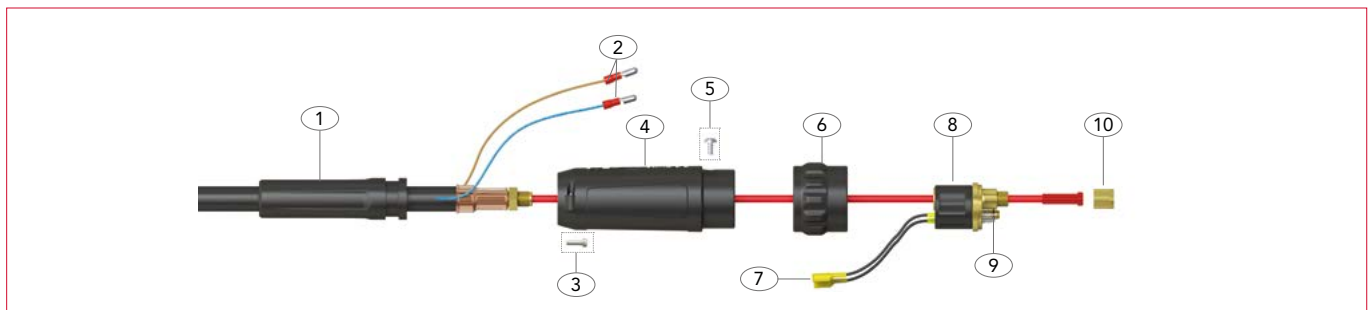
* Denotes torch package standard wear part set-up

Euro Termination

SGA-LW155A

SGA-LW255A

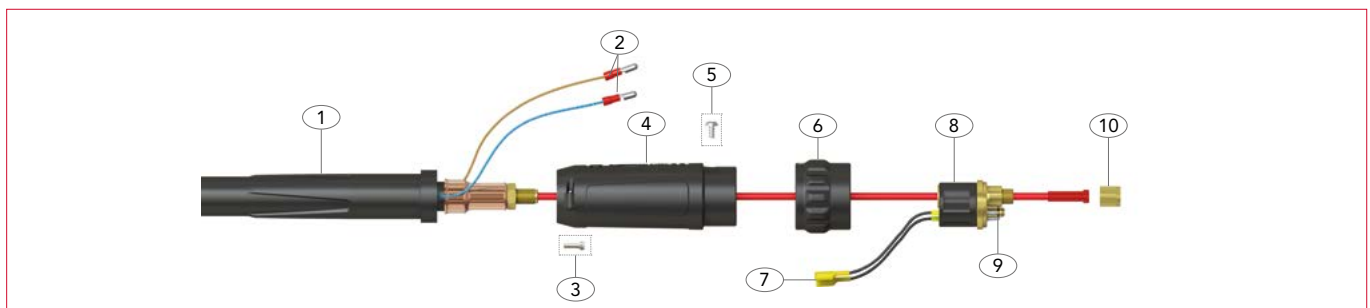
Part No.	Part No.	Description
1	PC2841	Cable Support
2	PB1522	Cable Terminal Male
3	SCSP1-1	Gun Plug Housing Screw
4	SC2578/S	Gun Plug Housing c/w Nut
5	PBL1541	Gun Plug Screw
6	PC1519/P	Gun Plug Nut
7	PB1523	Gun Plug Terminal Female
8	PC1528	Hybrid Gun Plug Body c/w Spring Pins
9	PB1524	Gun Plug 'O' Ring
10	PB1525	Liner Nut



Euro Termination

SGA-LW305A

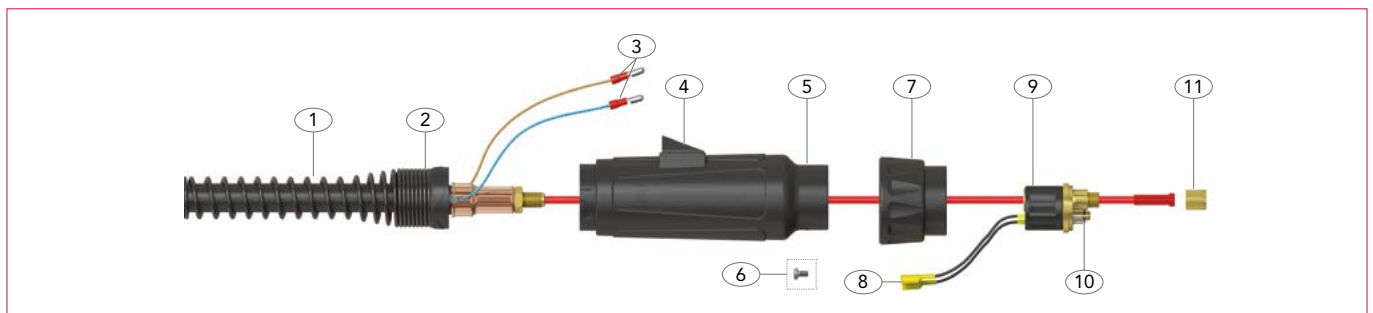
Part No.	Description
1	PA3541
2	PB1522
3	SCSP1-1
4	SC2578/L
5	PBL1541
6	PC1519
7	PB1523
8	PC1528
9	PB1524
10	PB1525



Euro Termination

SGA-LW355A

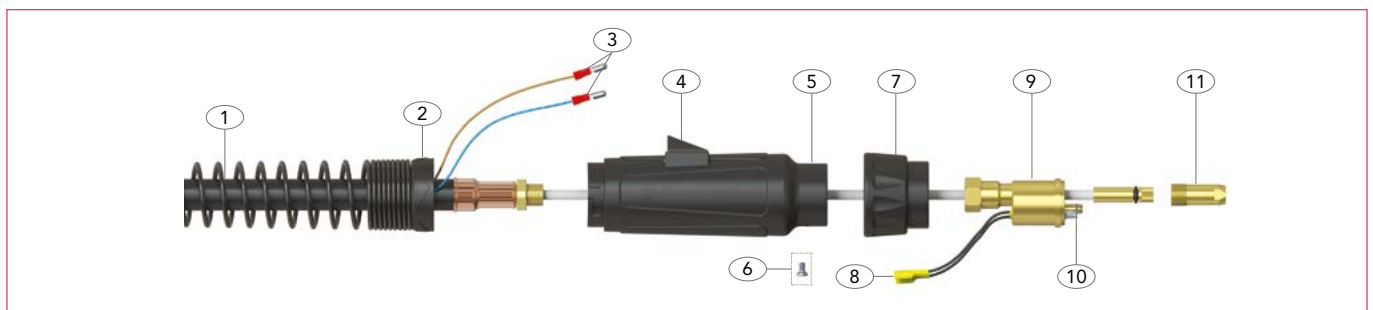
Part No.	Description	
1	PC8026	Housing Spring
2	PT8028	Cable Support Nut
3	PB1522	Cable Terminal
4	SCP8017	Housing Inlet
5	PT5022	Housing large
6	PBL1541	Gun Plug Screw
7	PB1519	Euro Housing Nut Assembly
8	PB1523	Gun Plug Terminal Female
9	PC1528	Hybrid Gun Plug Body c/w Spring Pins
10	PB1524	Gun Plug 'O' Ring
11	PB1525	Liner Nut



Euro Termination

SGA-LW455A

Part No.	Description	
1	PC8026	Housing Spring
2	PT8028	Spring Cable Support Nut
3	PB1522	Cable Terminal
4	SCP8017	Housing Inlet
5	PT5022	Housing large
6	PB1526	Gun Plug Screw
7	PB1519	Euro Housing Nut Assembly
8	PB1523	Gun Plug Terminal Female
9	PA1528	Gun Plug Body Assembly
10	PB1524	Gun Plug 'O' Ring
11	PA1525	Liner Stem Nut





Jinan Export Processing Zone
The East End Of Jing Shi Dong Road
Jinan 250102
P.R. China

Tel: +86 531 88239823
Fax: +86 531 88239398
Website: www.parkertorchology.com
Email: info@parkertorchology.com
MPP008 / V.2019.06